

# **FAMILY PLANNING MONTHLY LOGISTICS REPORT**

**January 2017**



**Management Information System (MIS)  
Directorate General of Family Planning (DGFP)**

6, Kawran Bazar, Dhaka1215

Email: [dirmisfp@gmail.com](mailto:dirmisfp@gmail.com), [dirlsdgfp@gmail.com](mailto:dirlsdgfp@gmail.com)  
[www.dgfpmis.org](http://www.dgfpmis.org), [www.dgfplmis.org](http://www.dgfplmis.org)

**Government of the People's Republic of Bangladesh**  
**Directorate General of Family Planning**  
**Management Information System (MIS)**  
**6, Kawran Bazar, Dhaka- 1215**  
**www.dgfp.gov.bd**

Memo No. - DGFP/MIS/09(Report)/04/2017/170

Date: 09 March' 2017.

Sub: **Family Planning Monthly Logistics Report for the Month of January' 2017.**

Family Planning Monthly Logistics Report for the Month of January' 2017 is sent herewith for your kind information & necessary action. This report is prepared on the basis of Form-7 submitted by Warehouses and Form-7B submitted by Upazila Family Planning Offices by using WIMS & UIMS operational tools. It provides useful information on monthly distribution and stock balance of all the major contraceptives & DDS Kits of Warehouse/Upazila Stores. A summary of important events happened during reporting month included in this report. For more information you are requested to visit at [www.scmpbd.org](http://www.scmpbd.org) web site.

Comments and suggestions for improvement of this report will be highly appreciated.

  
(Md. Saiful Hassan Badal)  
Joint Secretary (MOHFW)  
and  
Director (MIS) &  
Line Director (MIS-FP)  
Phone: 9146262  
Mail: dirmisfp@gmail.com


Memo No. - DGFP/MIS/09(Report)/04/2017/170/1(100)

Date: 09 March' 2017.

**Copy of the report forwarded to:**

1. Secretary, Ministry of Health & Family Welfare, Bangladesh Secretariat, Dhaka.
2. Additional Secretary, Ministry of Health & Family Welfare, Bangladesh Secretariat, Dhaka.
3. Joint Secretary (WHO)/ (Coordination), Ministry of Health & Family Welfare, Bangladesh Secretariat, Dhaka.
4. Joint Chief (Planning), Ministry of Health & Family Welfare, Bangladesh Secretariat (Clinic Building), Dhaka.
5. Joint Chief (Population & Planning wing), Planning commission, Sher-e-Bangla Nagar, Dhaka.
6. Joint Chief (Planning), Program Management and Monitoring Unit (PMMU), Azimpur, Dhaka-1205.
7. P.S. to the Honorable Minister, Ministry of Health and Family Welfare, Bangladesh Secretariat, Dhaka, for kind information of the Honorable Minister.
8. P.S. to the Honorable State Minister, Ministry of Health and Family Welfare, Bangladesh Secretariat, Dhaka, for kind information of the Honorable State Minister.
9. Director Administration, Directorate General of Family Planning, 6 Kawran Bazar, Dhaka 1215.

10. Director Logistics & Supply and Line Director (Procurement, Storage & Supply Management), Directorate General of Family Planning, 6 Kawran Bazar, Dhaka 1215.
11. Director Finance & Line Director (Family Planning Field Service Delivery Program), Directorate General of Family Planning, 6 Kawran Bazar, Dhaka 1215.
12. Director (IEM) & Line Director (Information, Education and Communication), Directorate General of Family Planning, 6 Kawran Bazar, Dhaka 1215.
13. Director Planning & Line Director (Program Monitoring and Evaluation), Directorate General of Family Planning, 6 Kawran Bazar, Dhaka 1215.
14. Line Director (Maternal, Child, Reproductive and Adolescent Health), Directorate General of Family Planning, 6 Kawran Bazar, Dhaka 1215.
15. Line Director (Clinical Contraception Services Delivery), Directorate General of Family Planning, 6 Kawran Bazar, Dhaka 1215.
16. Divisional Director, Family Planning, Dhaka / Chittagong / Rajshahi / Khulna / Sylhet / Barisal/ Rangpur Division.
17. Deputy Chief (FW)/ (Health), Ministry of Health & Family Welfare, Bangladesh Secretariat, Dhaka.
18. Additional Director (Drugs and Stores), Directorate General of Family Planning, Central Warehouse, Mohakhali, Dhaka.
19. Deputy Director, Family Planning, ----- District (Your are requested to take appropriate measures to ensure timely submission of Form 7B report from upazilas and send these to MIS Unit within 9<sup>th</sup> working day of the next month).
20. Supply Officer, Family Planning, ----- CWH/RWHs.
21. Country Director, SPS/MSH, House No.-28, Flat-W2, Road No.-63, Gulshan-2, Dhaka-1212.
22. Country Director, the World Bank, E-32, Agargaon, Sher-e-Banala Nagar, Dhaka-1207.
23. Team Leader, Population & Health Team, USAID, Madani Avenue, Baridhara, Dhaka.
24. Country Representative, UNFPA, IDB Bhaban, Agargaon, Sher-E-Bangla Nagar, Dhaka.
25. Managing Director, SMC, SMC Tower, 33 Banani C/A, Dhaka-1213.
26. Documentation Center, IEM Unit, Directorate General of Family Planning, 6 Kawran Bazar, Dhaka.
27. PA to Director General, Directorate General of Family Planning, 6, Kawran Bazar, Dhaka 1215.
28. Office copy, MIS, DGFP, 6 Kawran Bazar, Dhaka -1215.








(Md. Abul Kalam Azad)  
Deputy Program manager(MIS)

## **Table Of Contents**

	<b>Page</b>
1. DGFP Stock Status Report	1-2
2. National Receipts Quantity by Product by Month	3
3. National Level Contraceptive Summary Report	4
4. Stock Status Report at Different Levels	5
5. Contraceptive Stock Status by Product at Upazila Store and Field	6-10
6. Contraceptive Stock Status by Product at Regional Warehouses/Upazila	11-31
7. Month-wise Consumption Trend	32-34
8. Report on Upazila and Warehouse Having Stock Out in last month	35



# 1. DGFP Stock Status Report

		<b>DGFP STOCK STATUS REPORT</b> January 2017 (Updated 25 Febuary 2017)																									
		2017												2018													
Year →	2017												2018														
Month →	2	3	4	5	6	7	8	9	10	11	12	1	2	3	4	5	6	7	8	9	10	11	12				
Min.-Max. →							Min						Max														
Product ↓																											
<b>Condom</b>	CS (149.01m) - 12 months												2016-17 : 73m - 6 months														
*AMC = 12.1m	2016-17: GoB (Rev): 73m, Goods received																										
<b>Pill</b>	CS (113.10m) - 14 months												2016-17 : 69m - 8 months														
*AMC = 8.21m	2016-17: 69m, Goods received																										
<b>IUD</b>	CS (0.544m) - 25 months																										
*AMC = 21,196																											
<b>Injectables</b>	CS (14.31m) - 13 months																										
*AMC = 1.07m	2016-17: GoB (Dev): 3.5m, Contract Signed; goods received												2016-17 : 0.2m														
<b>Implant</b>	CS (0.215) -5 months					2016-17(Pool Fund) : 0.2m- L/C opened																					
*AMC = 38,041																											
<b>Legend:</b>  Current Stock  To be received  Planned for FY 2016-17 AMC = Average Monthly Consumption BER = Bid Evaluation Report CCGP = Cabinet Committee on Govt Purchase CS = Current Stock NOA = Notification of Award NO = No Objection TEC = Tender Evaluation Committee ICB = International Competitive Bidding NCT = National Competitive Tendering																											
*AMC is calculated based on past 6-months consumption Data Sources: DGFP/L&S unit, DGFP LMIS web site - <a href="https://scmpb1.org/">https://scmpb1.org/</a> Central Warehouse WIMS data and Approved DGFP Procurement Plan																											

**DGFP STOCK STATUS REPORT**  
**(For Contraceptives)**  
**Month: January 2017 (Updated 25 February 2017)**

**CONDOM** – Current national stock is 149.01 million pieces and this stock can be used up to January 2018.

- Planned for FY 2016-17 GoB (Rev): 73 million pieces, Contract signed. This amount will go up to July 2018.

**PILL** – Current national stock of Oral Contraceptive Pill is 113.10 million cycles which will go up to March 2018.

- Planned for 2016-17: Pool Fund: 69 million cycles - 50m cycles (ICB); 19m cycles (NCT) - Contract signed. This amount can be used up to November 2018.

**IUD** – Current national stock is 0.544 million pieces and this stock can be used up to February 2019.

**INJECTABLES** – Current stock of 14.31 million vials and that can be used up to February 2018.

- Planned for 2016-17: GoB (Dev) - 3.5m vials (NCT): Contract signed & goods received in full.

**IMPLANT** – Current stock is 0.215 million sets and this can be used up to June 2017.

- Planned for 2016-17: (Pool fund) 0.2m sets. Contract signed; L/C opened; awaiting receipts. This amount can be used up to November 2017.

You can also download the previous reports from <http://www.scmpbd.org/>

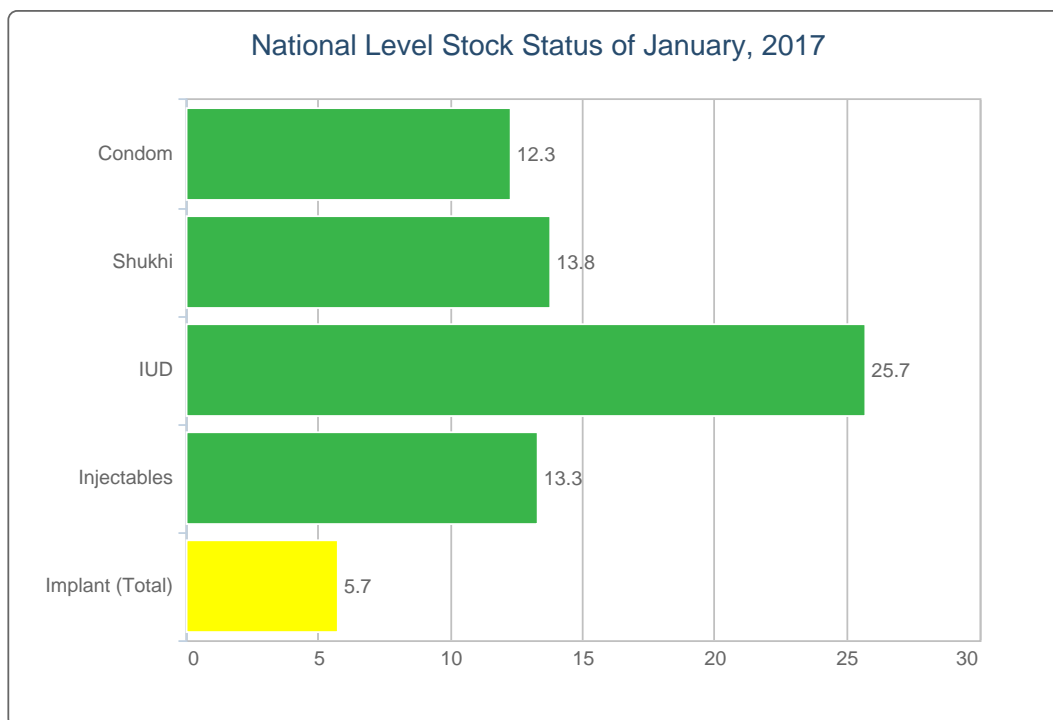
## 2. National Receipts Quantity by Product by Month

### Contraceptive Received Report

Month: January, 2017

Item	Supplier	Receiver	Date Receipts	Qty
Implant (Total)	JAMES INTERNATIONAL	Dhaka CWH	31/01/17	2,880
			Total	2,880

### 3. National Level Contraceptive Summary Report

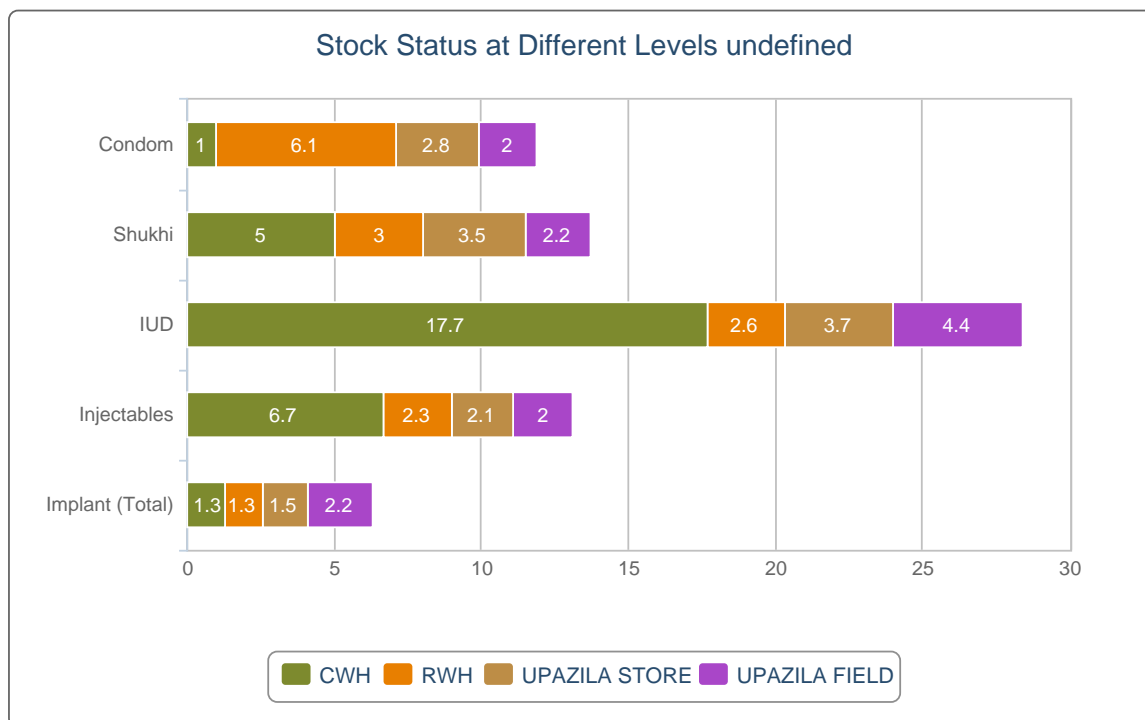


■ MOS less than 4.0     
 ■ MOS 4.0 - 7.9     
 ■ MOS 8.0 and above     
 MOS = Month of Stock

#### National Level Stock Status of January, 2017

SL	Name of Products	Reported Consumption	Reported Closing Balance	Average Monthly Consumption	MOS
1	Condom	12,561,085	149,016,412	12,151,448	12.3
2	Shukhi	8,311,698	113,109,026	8,213,710	13.8
3	IUD	19,214	544,260	21,196	25.7
4	Injectables	1,097,231	14,314,538	1,077,320	13.3
5	Implant (Total)	34,634	215,964	38,041	5.7

#### 4. Stock Status Report at Different Levels



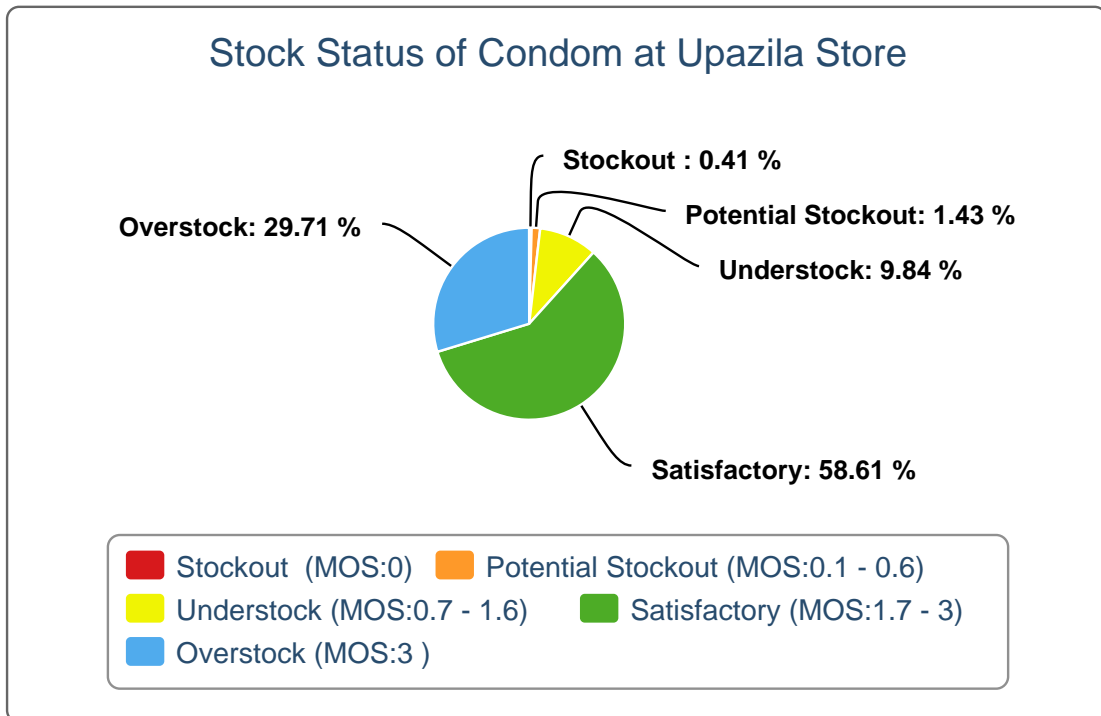
#### Stock Status at Different Levels January, 2017

Products	Avg. Consump. of Last 6 Months	CWH Level	MOS	RWH Level	MOS	Upazila Level	MOS	Field Level	MOS	National Level	MOS
Condom	12,151,448	12,180,000	1	77,046,200	6.3	35,064,034	2.9	24,726,178	2	149,016,412	12.3
Shukhi	8,213,710	41,592,480	5.1	24,660,000	3	28,738,047	3.5	18,118,499	2.2	113,109,026	13.8
IUD	21,196	339,500	16	49,202	2.3	70,938	3.3	84,620	4	544,260	25.7
Injectables	1,077,320	7,363,800	6.8	2,509,000	2.3	2,286,194	2.1	2,155,544	2	14,314,538	13.3
Implant (Total)	38,041	43,434	1.1	43,704	1.1	51,438	1.4	77,388	2	215,964	5.7

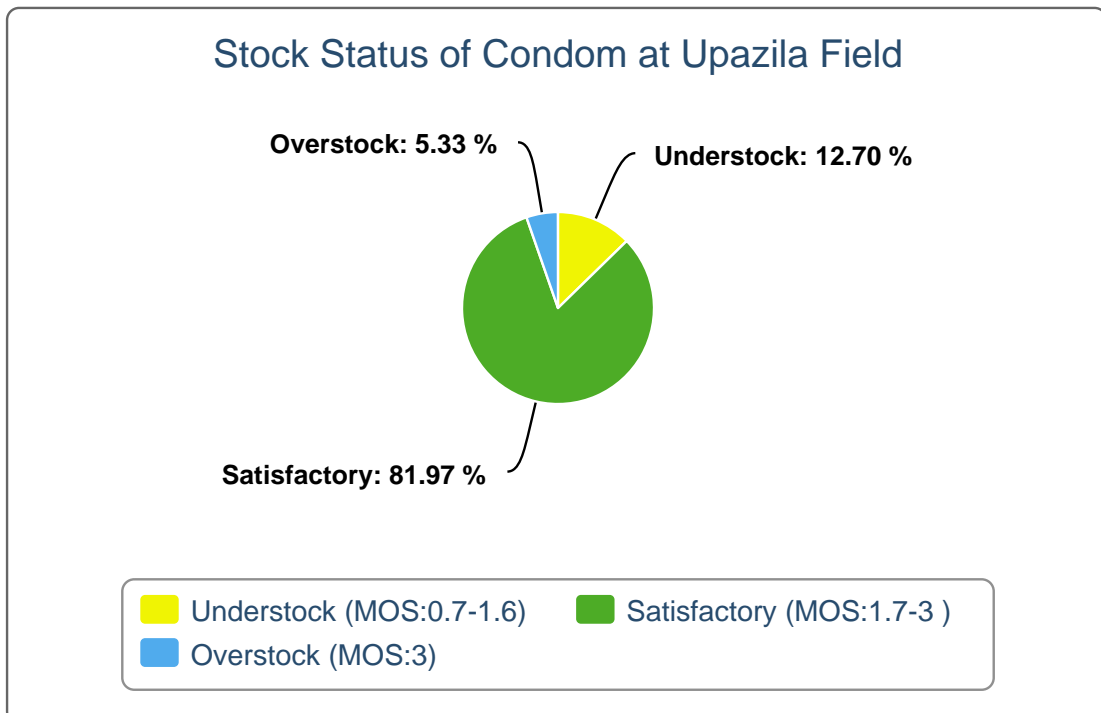


## 5. Contraceptive Stock Status by Product at Upazila Store and Field

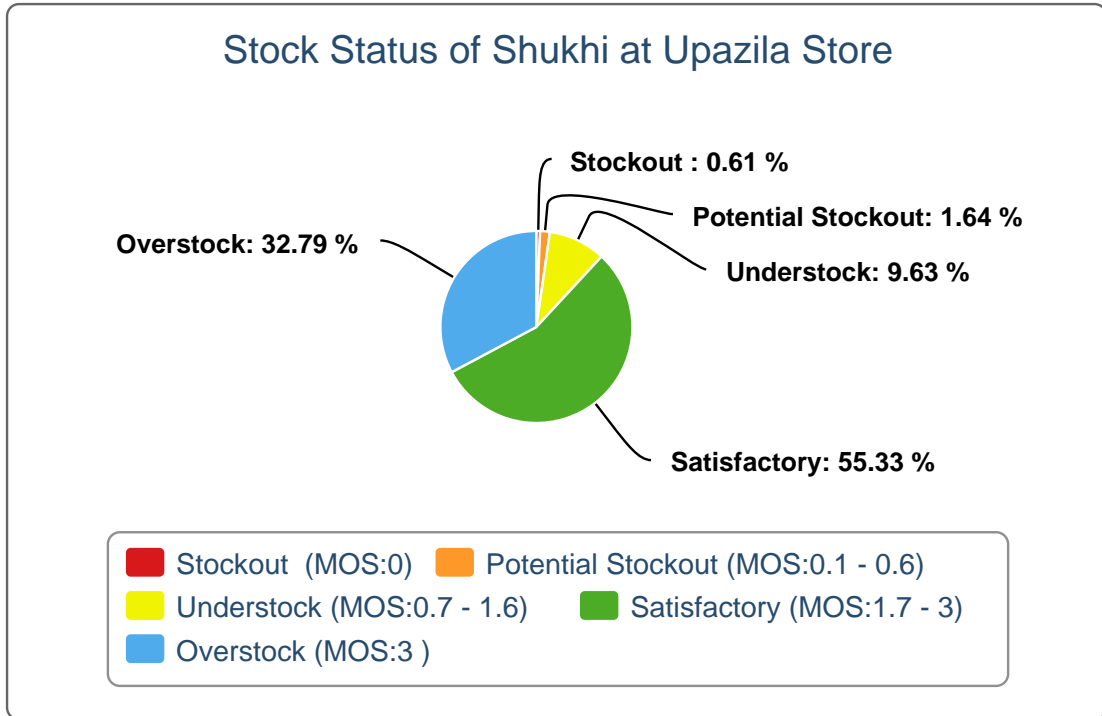
5(a).



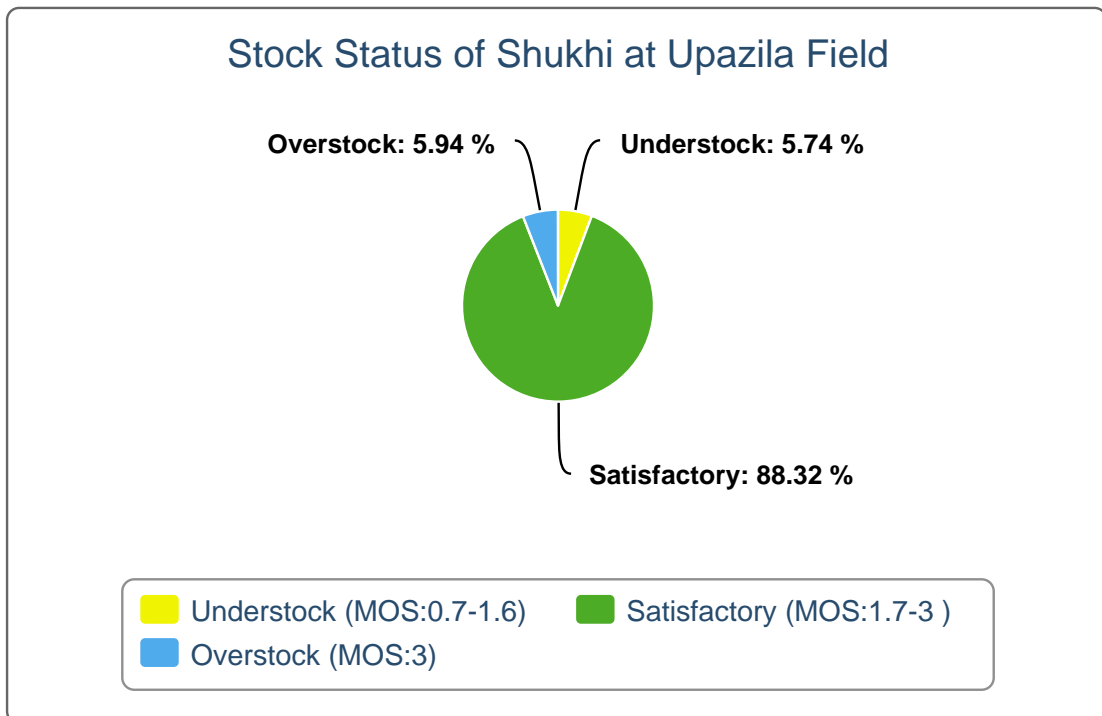
5(b).



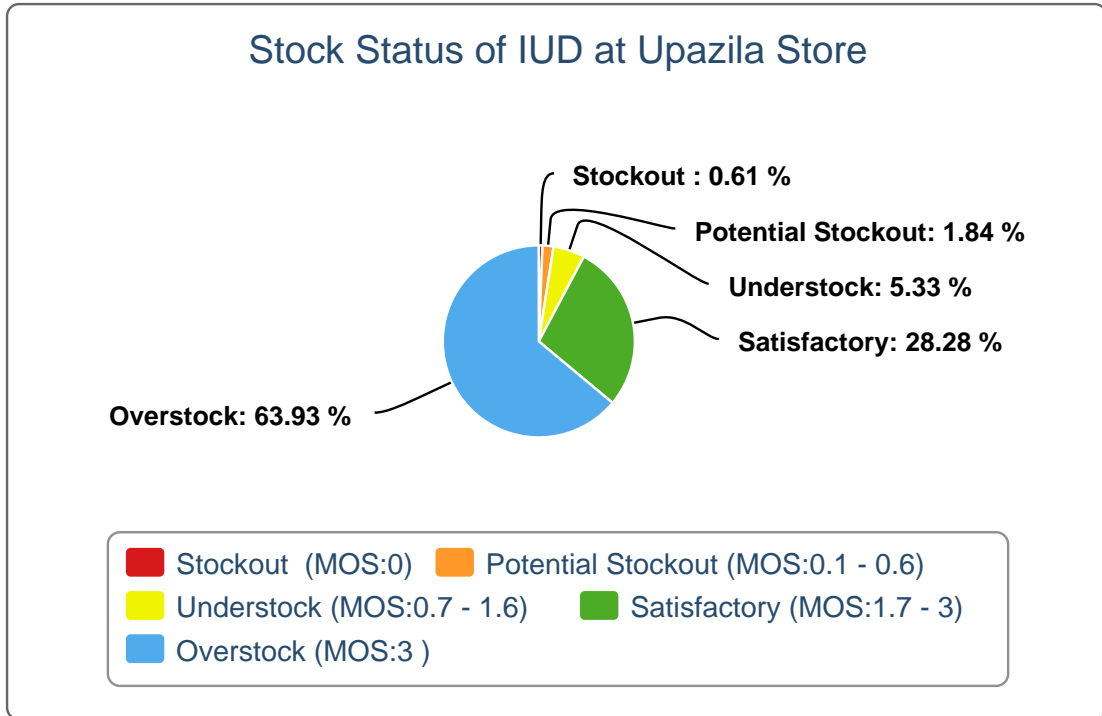
5(c).



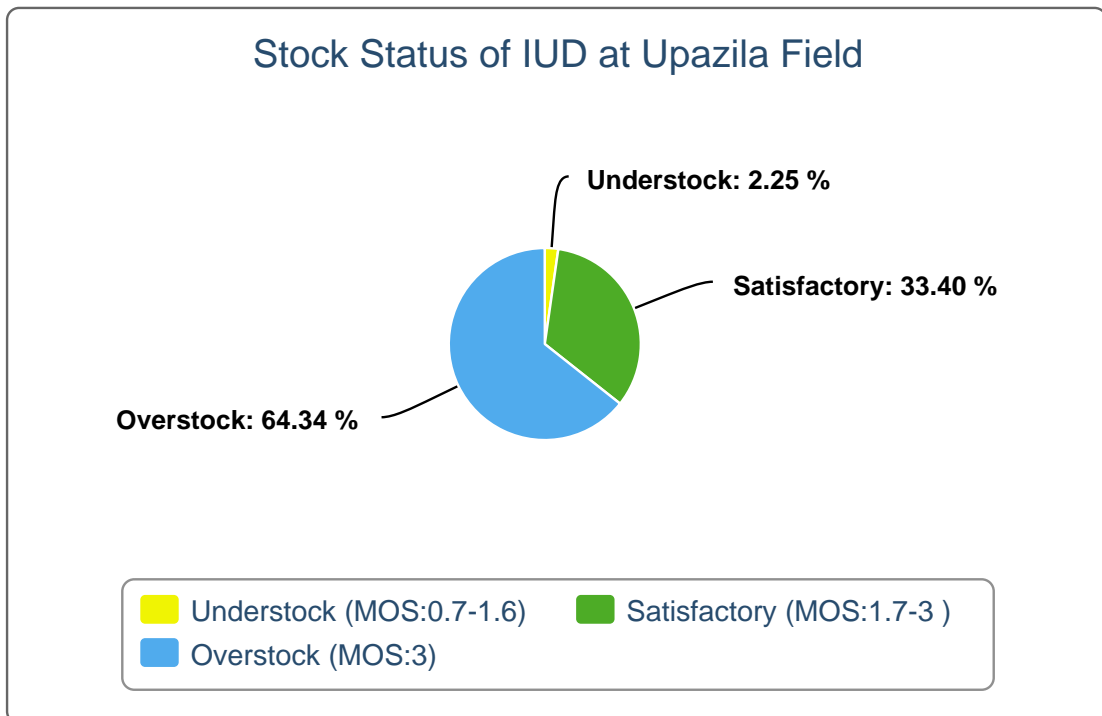
5(d).



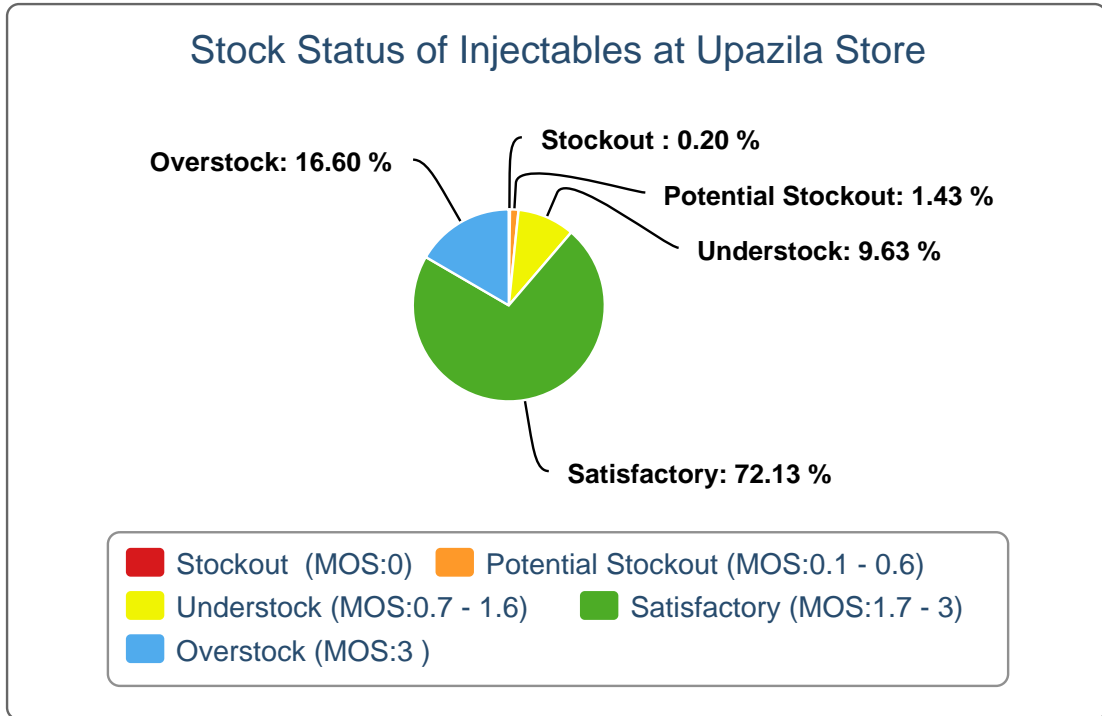
5(e).



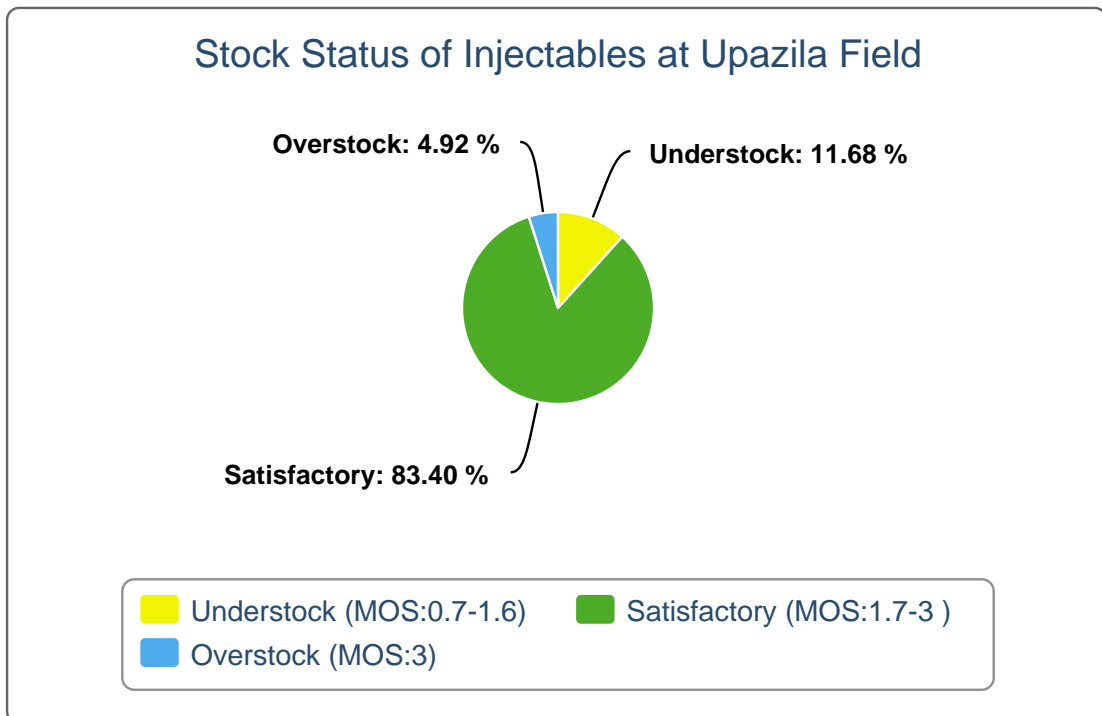
5(f).



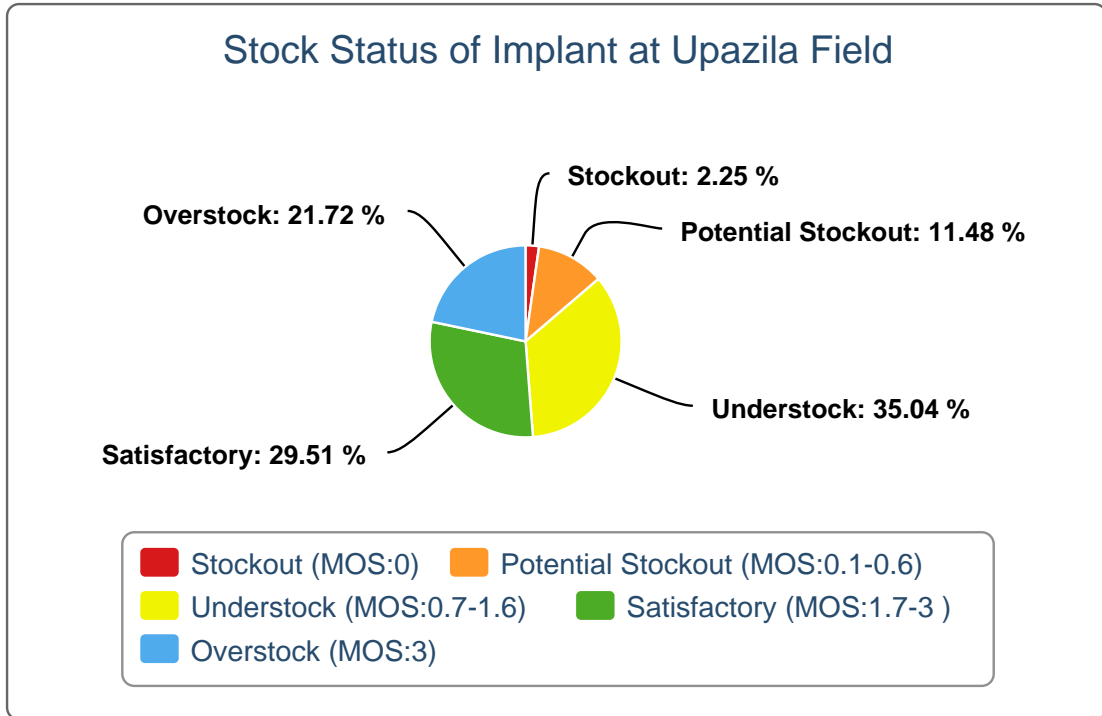
5(g).



5(h).



5(i).





## 6(a). Contraceptive Stock Status by Product at Regional Warehouses

SL	WH Name	Condom			Shukhi			IUD			Injectables			Implant		
		CBL	AMD	MOS	CBL	AMD	MOS	CBL	AMD	MOS	CBL	AMD	MOS	CBL	AMD	MOS
1	Bandarbon RWH	234,000	31,077	7.5	27,360	21,470	1.3	450	102	4.4	4,000	3,561	1.1	213	132	1.6
2	Bhola RWH	165,000	153,063	1.1	514,080	102,199	5.0	2,050	420	4.9	165,000	43,759	3.8	3,656	866	4.2
3	Bogra RWH	14,792,000	606,543	24.4	4,242,240	437,527	9.7	2,600	938	2.8	185,000	37,806	4.9	2,736	2,586	1.1
4	Chittagong RWH	22,411,600	599,792	37.4	7,498,080	391,694	19.1	4,050	1,844	2.2	99,200	64,377	1.5	3,577	2,532	1.4
5	Comilla RWH	1,725,000	825,660	2.1	57,600	431,276	0.1	3,650	1,584	2.3	186,000	82,060	2.3	1,668	1,874	0.9
6	Dhaka CWH	12,180,000	2,073,719	5.9	41,592,480	988,383	42.1	339,500	3,314	102.4	7,363,800	126,453	58.2	43,434	4,249	10.2
7	Dinajpur RWH	132,000	228,731	0.6	593,280	355,368	1.7	3,250	721	4.5	110,000	43,465	2.5	4,672	2,486	1.9
8	Faridpur RWH	681,000	709,231	1.0	292,320	491,906	0.6	3,150	1,431	2.2	189,000	52,794	3.6	1,656	2,479	0.7
9	Jamalpur RWH	516,000	442,187	1.2	1,134,720	287,386	3.9	2,850	644	4.4	117,800	38,736	3.0	1,944	1,383	1.4
10	Jessore RWH	906,000	548,924	1.7	138,240	366,967	0.4	3,000	920	3.3	161,500	55,096	2.9	3,008	1,530	2.0
11	Khulna RWH	28,732,600	755,337	38.0	2,037,600	485,225	4.2	2,400	1,145	2.1	150,400	51,388	2.9	1,016	2,081	0.5
12	Kushtia RWH	820,000	369,280	2.2	787,680	198,580	4.0	871	336	2.6	103,900	38,478	2.7	2,182	761	2.9
13	Mymensingh RWH	1,404,000	883,848	1.6	1,144,800	882,255	1.3	4,000	1,265	3.2	159,500	59,071	2.7	6,800	2,840	2.4
14	Noakhali RWH	867,000	396,720	2.2	1,189,440	211,653	5.6	3,250	941	3.5	147,400	48,852	3.0	2,268	1,601	1.4
15	Pabna RWH	1,002,000	616,766	1.6	2,350,080	403,399	5.8	3,700	1,069	3.5	57,000	53,965	1.1	544	1,049	0.5
16	Patuakhali RWH	843,000	129,102	6.5	73,440	157,360	0.5	850	445	1.9	197,300	28,978	6.8	4,440	1,057	4.2
17	Rajshahi RWH	12,000	802,778	0.0	977,760	338,622	2.9	1,481	630	2.4	96,500	42,968	2.2	100	1,851	0.1
18	Rangamati RWH	57,000	61,244	0.9	79,200	38,506	2.1	650	85	7.6	12,500	3,485	3.6	116	210	0.6
19	Rangpur RWH	975,000	646,210	1.5	731,520	836,611	0.9	3,550	1,772	2.0	61,000	117,490	0.5	1,368	3,673	0.4
20	Sylhet RWH	264,000	800,275	0.3	372,960	450,956	0.8	1,500	985	1.5	220,000	53,393	4.1	1,140	1,731	0.7
21	Tangail RWH	507,000	470,961	1.1	417,600	336,367	1.2	1,900	605	3.1	86,000	31,145	2.8	600	1,070	0.6

**6(b). Contraceptive Stock Status by Product at Upazila**

SL	Warehouse Name	Upazila Name	Condom			Shukhi			IUD			Injectables			Implant		
			CBL	AMD	MOS	CBL	AMD	MOS	CBL	AMD	MOS	CBL	AMD	MOS	CBL	AMD	MOS
1	Bandarbon RWH	Alikadam	17,200	3,196	5.4	9,945	1,882	5.3	96	14	6.9	2,538	887	2.9	152	13	11.7
2	Bandarbon RWH	Bandarban Sadar	13,100	4,352	3.0	9,655	4,250	2.3	145	24	6.0	3,380	762	4.4	218	10	21.8
3	Bandarbon RWH	Lama	10,100	6,517	1.5	10,560	4,531	2.3	186	28	6.6	2,183	793	2.8	63	27	2.3
4	Bandarbon RWH	Naikhongchhari	29,600	6,479	4.6	23,520	5,470	4.3	122	8	15.3	4,040	680	5.9	111	11	10.1
5	Bandarbon RWH	Rowangchhari	14,900	2,576	5.8	12,240	1,761	7.0	183	7	26.1	2,522	183	13.8	76	10	7.6
6	Bandarbon RWH	Ruma	15,700	5,466	2.9	14,135	1,693	8.3	139	9	15.4	456	145	3.1	58	18	3.2
7	Bandarbon RWH	Thanchi	17,200	2,491	6.9	18,090	1,883	9.6	121	12	10.1	1,711	111	15.4	0	43	0.0
8	Bhola RWH	Bhola Sadar	42,300	17,795	2.4	29,940	13,924	2.2	250	87	2.9	14,240	6,100	2.3	0	357	0.0
9	Bhola RWH	Burhanuddin	18,500	6,581	2.8	20,580	9,657	2.1	87	29	3.0	5,562	2,356	2.4	72	95	0.8
10	Bhola RWH	Char Fasson	77,090	42,103	1.8	36,978	19,423	1.9	160	85	1.9	16,046	8,766	1.8	104	152	0.7
11	Bhola RWH	Daulat Khan	35,300	14,377	2.5	17,945	8,718	2.1	90	22	4.1	9,500	4,020	2.4	128	26	4.9
12	Bhola RWH	Hizla	25,100	9,935	2.5	13,972	6,637	2.1	94	22	4.3	5,477	2,322	2.4	50	21	2.4
13	Bhola RWH	Lalmohan	43,400	19,747	2.2	30,870	14,782	2.1	175	84	2.1	13,400	6,966	1.9	360	72	5.0
14	Bhola RWH	Manpura	12,400	4,908	2.5	6,828	2,873	2.4	72	11	6.5	4,885	2,008	2.4	0	38	0.0
15	Bhola RWH	Mehendiganj	33,900	18,152	1.9	25,035	13,134	1.9	115	32	3.6	10,482	5,526	1.9	0	42	0.0
16	Bhola RWH	Muladi	25,680	9,961	2.6	13,266	7,551	1.8	79	31	2.5	3,456	2,335	1.5	0	41	0.0
17	Bhola RWH	Tazumuddin	23,300	9,504	2.5	11,680	5,500	2.1	75	17	4.4	7,100	3,360	2.1	216	22	9.8
18	Bogra RWH	Adamdighi	68,100	14,184	4.8	39,600	8,500	4.7	100	27	3.7	610	553	1.1	0	56	0.0
19	Bogra RWH	Akkelpur	37,200	6,255	5.9	30,250	7,047	4.3	69	19	3.6	1,566	572	2.7	0	110	0.0
20	Bogra RWH	Atrai	55,500	17,152	3.2	42,500	14,610	2.9	114	13	8.8	1,316	534	2.5	0	16	0.0
21	Bogra RWH	Badalgachhi	50,900	16,534	3.1	30,545	15,003	2.0	78	25	3.1	2,809	2,240	1.3	0	44	0.0
22	Bogra RWH	Bogra Sadar	72,800	71,175	1.0	16,030	16,647	1.0	258	102	2.5	349	2,676	0.1	580	289	2.0
23	Bogra RWH	Dhamoirhat	33,084	12,523	2.6	400,583	10,377	38.6	70	17	4.1	2,694	1,288	2.1	128	29	4.4
24	Bogra RWH	Dhunat	86,500	29,743	2.9	62,065	21,917	2.8	125	36	3.5	2,605	2,396	1.1	0	152	0.0
25	Bogra RWH	Dhupchanchia	440,500	8,748	50.4	38,160	8,693	4.4	56	14	4.0	1,264	865	1.5	0	116	0.0

SL	Warehouse Name	Upazila Name	Condom			Shukhi			IUD			Injectables			Implant		
			CBL	AMD	MOS	CBL	AMD	MOS	CBL	AMD	MOS	CBL	AMD	MOS	CBL	AMD	MOS
26	Bogra RWH	Gabtali	35,900	43,791	0.8	41,625	19,011	2.2	73	13	5.6	3,294	2,849	1.2	0	115	0.0
27	Bogra RWH	Ghoraghat	48,400	6,313	7.7	29,055	7,841	3.7	60	26	2.3	2,037	482	4.2	0	45	0.0
28	Bogra RWH	Hakimpur	38,100	9,098	4.2	40,254	5,526	7.3	55	9	6.1	1,849	487	3.8	104	30	3.5
29	Bogra RWH	Joypurhat Sadar	32,600	25,401	1.3	46,230	15,623	3.0	155	77	2.0	2,275	1,728	1.3	0	120	0.0
30	Bogra RWH	Kahaloo	43,400	17,251	2.5	29,325	12,614	2.3	99	27	3.7	934	865	1.1	0	107	0.0
31	Bogra RWH	Kalai	62,300	8,911	7.0	331,770	9,523	34.8	74	15	4.9	1,881	613	3.1	72	56	1.3
32	Bogra RWH	Khetlal	28,100	8,199	3.4	19,830	5,037	3.9	57	13	4.4	940	290	3.2	0	56	0.0
33	Bogra RWH	Mahadebpur	64,100	17,304	3.7	73,410	21,591	3.4	80	34	2.4	2,788	1,249	2.2	0	85	0.0
34	Bogra RWH	Manda	75,000	19,624	3.8	113,040	33,079	3.4	240	102	2.4	4,700	2,095	2.2	0	103	0.0
35	Bogra RWH	Nandigram	36,400	11,258	3.2	42,000	15,524	2.7	43	17	2.5	1,032	431	2.4	0	50	0.0
36	Bogra RWH	Naogaon Sadar	88,400	34,402	2.6	60,495	22,406	2.7	165	47	3.5	1,570	1,960	0.8	0	108	0.0
37	Bogra RWH	Niamatpur	35,400	13,143	2.7	70,475	15,049	4.7	74	22	3.4	2,688	927	2.9	0	60	0.0
38	Bogra RWH	Panchbibi	51,700	14,677	3.5	30,990	9,181	3.4	34	24	1.4	1,905	560	3.4	22	125	0.2
39	Bogra RWH	Patnitala	82,200	9,626	8.5	334,080	9,324	35.8	54	23	2.3	1,533	452	3.4	0	55	0.0
40	Bogra RWH	Porsha	32,000	12,239	2.6	33,930	11,931	2.8	52	12	4.3	1,652	542	3.0	0	27	0.0
41	Bogra RWH	Raninagar	13,300	19,117	0.7	22,260	14,346	1.6	0	32	0.0	827	730	1.1	0	72	0.0
42	Bogra RWH	Sapahar	55,900	9,676	5.8	32,130	11,614	2.8	67	5	13.4	2,208	910	2.4	0	48	0.0
43	Bogra RWH	Sariakandi	45,000	14,778	3.0	33,840	10,398	3.3	47	36	1.3	1,814	1,470	1.2	0	120	0.0
44	Bogra RWH	Shajahanpur	84,500	51,429	1.6	47,715	19,078	2.5	59	29	2.0	1,859	1,256	1.5	0	96	0.0
45	Bogra RWH	Sherpur	73,800	31,451	2.3	112,486	20,670	5.4	111	35	3.2	2,945	1,708	1.7	0	121	0.0
46	Bogra RWH	Shibganj	38,100	31,445	1.2	47,670	26,391	1.8	80	32	2.5	4,100	3,824	1.1	0	93	0.0
47	Bogra RWH	Sonatola	22,200	21,096	1.1	18,795	18,976	1.0	0	55	0.0	1,265	1,254	1.0	0	82	0.0
48	Chittagong RWH	Anowara	62,700	15,822	4.0	37,515	14,390	2.6	136	49	2.8	2,471	1,006	2.5	100	61	1.6
49	Chittagong RWH	Banshkhali	68,100	25,274	2.7	44,965	18,739	2.4	164	32	5.1	5,567	2,547	2.2	100	95	1.1
50	Chittagong RWH	Boalkhali	40,300	8,996	4.5	50,709	11,523	4.4	125	38	3.3	2,119	596	3.6	350	46	7.6

SL	Warehouse Name	Upazila Name	Condom			Shukhi			IUD			Injectables			Implant		
			CBL	AMD	MOS	CBL	AMD	MOS	CBL	AMD	MOS	CBL	AMD	MOS	CBL	AMD	MOS
51	Chittagong RWH	Chakaria	75,400	20,429	3.7	59,175	17,671	3.3	195	79	2.5	11,026	4,284	2.6	100	133	0.8
52	Chittagong RWH	Chandanaish	51,600	13,240	3.9	48,585	11,922	4.1	117	61	1.9	1,924	936	2.1	220	66	3.3
53	Chittagong RWH	Cox's Bazar Sadar	67,600	27,616	2.4	47,355	17,294	2.7	152	85	1.8	8,014	3,829	2.1	110	113	1.0
54	Chittagong RWH	Dighinala	27,200	12,336	2.2	17,320	8,148	2.1	82	12	6.8	2,405	1,174	2.0	20	16	1.3
55	Chittagong RWH	Double Mooring	142,800	71,732	2.0	46,335	16,847	2.8	376	151	2.5	12,199	5,672	2.2	544	257	2.1
56	Chittagong RWH	Fatikchhari	89,000	34,919	2.5	153,005	21,133	7.2	145	58	2.5	6,185	3,077	2.0	200	124	1.6
57	Chittagong RWH	Hathazari	89,900	37,578	2.4	38,775	18,537	2.1	141	54	2.6	3,130	1,452	2.2	0	96	0.0
58	Chittagong RWH	Khagrachhari Sadar	27,200	8,342	3.3	15,690	6,485	2.4	150	85	1.8	2,349	942	2.5	50	25	2.0
59	Chittagong RWH	Kutubdia	27,300	4,636	5.9	26,955	5,163	5.2	128	12	10.7	6,531	1,486	4.4	100	47	2.1
60	Chittagong RWH	Lakshmichhari	9,000	2,031	4.4	9,615	2,741	3.5	40	13	3.1	783	118	6.6	5	7	0.7
61	Chittagong RWH	Lohagara	122,100	10,152	12.0	34,545	10,623	3.3	50	29	1.7	3,440	1,640	2.1	0	55	0.0
62	Chittagong RWH	Mahalchhari	13,700	3,928	3.5	1,712	4,237	0.4	49	6	8.2	1,057	406	2.6	0	5	0.0
63	Chittagong RWH	Maheshkhali	24,100	8,793	2.7	47,070	19,156	2.5	172	80	2.2	5,371	2,939	1.8	0	83	0.0
64	Chittagong RWH	Manikchhari	15,900	1,950	8.2	17,205	1,979	8.7	50	3	16.7	1,080	533	2.0	20	12	1.7
65	Chittagong RWH	Matiranga	34,000	9,895	3.4	30,315	8,273	3.7	85	16	5.3	2,575	1,130	2.3	155	41	3.8
66	Chittagong RWH	Mirsharai	71,000	17,092	4.2	51,990	16,031	3.2	248	71	3.5	6,265	2,810	2.2	0	101	0.0
67	Chittagong RWH	Panchhari	18,100	4,646	3.9	27,945	5,071	5.5	50	4	12.5	1,250	383	3.3	50	15	3.3
68	Chittagong RWH	Panchlaish	137,000	64,929	2.1	39,890	11,684	3.4	539	326	1.7	8,735	4,342	2.0	360	208	1.7
69	Chittagong RWH	Patiya	68,600	26,537	2.6	56,775	22,004	2.6	275	137	2.0	5,580	2,489	2.2	330	144	2.3
70	Chittagong RWH	Pekua	31,400	4,747	6.6	14,745	6,249	2.4	82	7	11.7	3,071	1,827	1.7	50	74	0.7
71	Chittagong RWH	Ramgarh	19,250	4,375	4.4	18,099	3,891	4.7	53	3	17.7	901	353	2.6	28	8	3.5
72	Chittagong RWH	Ramu	45,500	13,535	3.4	42,345	13,034	3.2	95	22	4.3	7,603	3,560	2.1	150	124	1.2
73	Chittagong RWH	Rangunia	85,900	29,380	2.9	42,735	15,284	2.8	172	67	2.6	4,005	1,900	2.1	100	83	1.2
74	Chittagong RWH	Raozan	75,100	31,377	2.4	39,600	16,610	2.4	249	78	3.2	3,177	1,427	2.2	0	45	0.0
75	Chittagong RWH	Sandwip	79,266	10,490	7.6	57,975	12,935	4.5	454	62	7.3	6,149	2,123	2.9	156	74	2.1

SL	Warehouse Name	Upazila Name	Condom			Shukhi			IUD			Injectables			Implant		
			CBL	AMD	MOS	CBL	AMD	MOS	CBL	AMD	MOS	CBL	AMD	MOS	CBL	AMD	MOS
76	Chittagong RWH	Satkania	50,700	12,853	3.9	31,348	12,018	2.6	181	59	3.1	2,797	1,346	2.1	100	74	1.4
77	Chittagong RWH	Sitakunda	103,500	30,984	3.3	55,685	17,175	3.2	223	80	2.8	5,163	2,084	2.5	102	100	1.0
78	Chittagong RWH	Teknaf	51,810	25,271	2.1	44,640	18,987	2.4	170	52	3.3	10,100	4,926	2.1	624	65	9.6
79	Chittagong RWH	Ukhia	21,000	5,907	3.6	24,315	5,860	4.1	35	13	2.7	2,411	1,040	2.3	400	135	3.0
80	Comilla RWH	Akhaura	90,400	10,705	8.4	58,020	6,268	9.3	242	17	14.2	2,242	961	2.3	10	43	0.2
81	Comilla RWH	Ashuganj	37,000	16,273	2.3	38,985	6,901	5.6	112	31	3.6	1,837	1,203	1.5	186	22	8.5
82	Comilla RWH	Banchhampur	194,800	23,503	8.3	108,045	10,547	10.2	150	57	2.6	5,840	3,020	1.9	100	61	1.6
83	Comilla RWH	Barura	180,400	34,944	5.2	29,513	22,054	1.3	167	47	3.6	1,058	3,700	0.3	72	36	2.0
84	Comilla RWH	Bijoyagar	199,900	19,923	10.0	42,630	10,713	4.0	100	23	4.3	4,000	1,948	2.1	100	23	4.3
85	Comilla RWH	Brahman Para	40,700	11,135	3.7	28,800	9,239	3.1	123	25	4.9	2,702	959	2.8	50	33	1.5
86	Comilla RWH	Brahmanbaria Sadar	162,600	56,685	2.9	64,425	15,594	4.1	276	79	3.5	7,659	3,397	2.3	40	108	0.4
87	Comilla RWH	Burichang	157,400	42,672	3.7	41,715	20,200	2.1	156	87	1.8	7,139	2,556	2.8	200	138	1.4
88	Comilla RWH	Chandina	353,089	27,673	12.8	114,080	15,364	7.4	24	60	0.4	6,870	2,928	2.3	672	25	26.9
89	Comilla RWH	Chandpur Sadar	60,600	19,008	3.2	44,340	15,864	2.8	243	73	3.3	6,082	2,981	2.0	200	115	1.7
90	Comilla RWH	Chauddagam	245,300	22,365	11.0	91,005	21,624	4.2	386	63	6.1	11,186	4,452	2.5	0	71	0.0
91	Comilla RWH	Comilla Adarsha Sadar	336,100	60,032	5.6	79,050	19,919	4.0	360	143	2.5	8,558	4,011	2.1	252	139	1.8
92	Comilla RWH	Comilla Sadar Dakshin	219,800	22,621	9.7	56,500	19,509	2.9	158	41	3.9	6,500	3,089	2.1	120	51	2.4
93	Comilla RWH	Daudkandi	191,600	27,527	7.0	66,350	14,114	4.7	371	85	4.4	5,886	2,514	2.3	100	34	2.9
94	Comilla RWH	Debidwar	305,800	23,928	12.8	82,290	21,647	3.8	456	131	3.5	5,465	3,432	1.6	300	27	11.1
95	Comilla RWH	Faridganj	190,400	20,349	9.4	94,209	13,741	6.9	427	34	12.6	7,898	3,062	2.6	300	76	3.9
96	Comilla RWH	Haim Char	26,600	3,553	7.5	15,570	4,787	3.3	118	10	11.8	2,407	786	3.1	20	15	1.3
97	Comilla RWH	Hajiganj	93,400	11,939	7.8	110,610	10,431	10.6	376	32	11.8	4,519	2,432	1.9	100	97	1.0
98	Comilla RWH	Homna	167,600	28,615	5.9	47,355	8,057	5.9	87	31	2.8	3,390	1,639	2.1	50	13	3.8
99	Comilla RWH	Kachua	239,100	23,211	10.3	100,050	14,400	6.9	195	47	4.1	956	4,102	0.2	0	44	0.0
100	Comilla RWH	Kasba	290,500	41,490	7.0	65,865	16,381	4.0	195	38	5.1	3,876	1,479	2.6	100	56	1.8



SL	Warehouse Name	Upazila Name	Condom			Shukhi			IUD			Injectables			Implant		
			CBL	AMD	MOS	CBL	AMD	MOS	CBL	AMD	MOS	CBL	AMD	MOS	CBL	AMD	MOS
101	Comilla RWH	Laksam	130,249	16,943	7.7	57,317	8,833	6.5	239	55	4.3	4,697	1,962	2.4	100	36	2.8
102	Comilla RWH	Manoharganj	194,400	13,253	14.7	55,800	8,685	6.4	239	22	10.9	5,346	1,429	3.7	102	48	2.1
103	Comilla RWH	Matlab Dakshin	151,700	14,271	10.6	59,232	8,522	7.0	585	20	29.3	6,476	2,836	2.3	618	64	9.7
104	Comilla RWH	Matlab Uttar	93,900	18,421	5.1	50,960	13,872	3.7	363	31	11.7	8,991	2,064	4.4	350	73	4.8
105	Comilla RWH	Meghna	67,500	6,159	11.0	35,515	4,427	8.0	37	7	5.3	2,358	989	2.4	20	13	1.5
106	Comilla RWH	Muradnagar	482,400	61,756	7.8	78,285	27,017	2.9	450	107	4.2	17,230	5,173	3.3	0	129	0.0
107	Comilla RWH	Nabinagar	412,900	54,468	7.6	109,425	16,516	6.6	262	41	6.4	9,572	3,115	3.1	200	40	5.0
108	Comilla RWH	Nangalkot	137,800	31,934	4.3	40,860	11,070	3.7	238	43	5.5	18,853	2,839	6.6	100	72	1.4
109	Comilla RWH	Nasirnagar	159,500	19,048	8.4	54,300	12,603	4.3	145	27	5.4	2,791	1,559	1.8	114	47	2.4
110	Comilla RWH	Sarail	272,500	27,598	9.9	112,125	11,357	9.9	180	40	4.5	5,064	1,976	2.6	200	69	2.9
111	Comilla RWH	Shahrasti	54,200	4,058	13.4	33,420	7,173	4.7	205	17	12.1	3,140	2,480	1.3	50	43	1.2
112	Comilla RWH	Titas	83,400	9,600	8.7	70,513	3,847	18.3	112	20	5.6	8,200	987	8.3	0	13	0.0
113	Dhaka CWH	Araihazar	36,000	15,003	2.4	47,051	22,291	2.1	245	85	2.9	6,715	3,095	2.2	150	107	1.4
114	Dhaka CWH	Bandar	109,900	53,805	2.0	41,330	18,705	2.2	138	57	2.4	4,573	2,189	2.1	80	68	1.2
115	Dhaka CWH	Belabo	33,700	15,101	2.2	24,960	12,418	2.0	40	21	1.9	3,205	1,520	2.1	300	50	6.0
116	Dhaka CWH	Daulatpur	28,900	12,932	2.2	24,855	11,805	2.1	76	16	4.8	2,843	1,115	2.5	172	55	3.1
117	Dhaka CWH	Dhamrai	59,800	31,677	1.9	51,240	25,680	2.0	280	110	2.5	4,048	1,922	2.1	300	91	3.3
118	Dhaka CWH	Dohar	18,152	16,151	1.1	6,498	8,625	0.8	241	19	12.7	612	802	0.8	0	75	0.0
119	Dhaka CWH	Gazaria	25,700	8,414	3.1	16,635	7,310	2.3	194	12	16.2	1,910	670	2.9	170	17	10.0
120	Dhaka CWH	Gazipur Sadar	113,100	95,370	1.2	60,840	40,837	1.5	282	116	2.4	6,778	3,743	1.8	300	178	1.7
121	Dhaka CWH	Ghior	50,300	23,958	2.1	141,310	10,968	12.9	79	23	3.4	4,184	1,115	3.8	216	74	2.9
122	Dhaka CWH	Harirampur	40,000	15,245	2.6	14,295	6,407	2.2	116	14	8.3	1,554	764	2.0	108	55	2.0
123	Dhaka CWH	Kaliakair	45,100	24,300	1.9	35,700	20,964	1.7	112	24	4.7	1,945	763	2.5	336	36	9.3
124	Dhaka CWH	Kaliganj	0	41,583	0.0	7,140	20,152	0.4	166	45	3.7	2,733	1,351	2.0	200	41	4.9
125	Dhaka CWH	Kapasia	57,700	26,266	2.2	81,125	19,620	4.1	186	47	4.0	2,674	1,050	2.5	300	46	6.5

SL	Warehouse Name	Upazila Name	Condom			Shukhi			IUD			Injectables			Implant		
			CBL	AMD	MOS	CBL	AMD	MOS	CBL	AMD	MOS	CBL	AMD	MOS	CBL	AMD	MOS
126	Dhaka CWH	Keraniganj	84,158	59,211	1.4	64,099	36,558	1.8	25	219	0.1	6,844	4,615	1.5	550	262	2.1
127	Dhaka CWH	Lohajang	46,100	21,759	2.1	21,315	10,898	2.0	100	24	4.2	2,026	974	2.1	264	57	4.6
128	Dhaka CWH	Manikganj Sadar	91,800	46,539	2.0	33,780	17,953	1.9	100	41	2.4	4,664	2,527	1.8	0	140	0.0
129	Dhaka CWH	Manohardi	88,300	30,976	2.9	431,788	15,952	27.1	106	106	1.0	5,051	2,649	1.9	300	26	11.5
130	Dhaka CWH	Mirpur	705,900	244,784	2.9	83,040	55,220	1.5	357	601	0.6	28,590	14,645	2.0	50	492	0.1
131	Dhaka CWH	Munshiganj Sadar	75,900	37,731	2.0	38,775	19,067	2.0	185	43	4.3	3,956	1,928	2.1	300	126	2.4
132	Dhaka CWH	Narayanganj Sadar	274,000	150,490	1.8	115,785	58,671	2.0	214	203	1.1	20,513	10,763	1.9	400	286	1.4
133	Dhaka CWH	Narsingdi Sadar	130,935	96,993	1.3	534,359	64,420	8.3	204	117	1.7	16,829	10,154	1.7	1,758	126	14.0
134	Dhaka CWH	Nawabganj	51,200	20,497	2.5	31,605	13,102	2.4	100	35	2.9	2,145	870	2.5	504	56	9.0
135	Dhaka CWH	Palash	25,200	11,384	2.2	23,880	12,168	2.0	100	35	2.9	2,840	1,407	2.0	0	69	0.0
136	Dhaka CWH	Roypura	123,200	71,444	1.7	47,250	23,962	2.0	689	94	7.3	9,522	5,327	1.8	884	38	23.3
137	Dhaka CWH	Rupganj	849,377	41,164	20.6	70,990	34,788	2.0	189	72	2.6	7,429	3,685	2.0	300	74	4.1
138	Dhaka CWH	Saturia	17,300	9,882	1.8	10,860	9,158	1.2	86	24	3.6	1,714	813	2.1	200	31	6.5
139	Dhaka CWH	Savar	152,100	92,301	1.6	405,045	39,713	10.2	324	108	3.0	6,755	3,519	1.9	0	166	0.0
140	Dhaka CWH	Serajdikhan	51,700	29,394	1.8	36,160	21,438	1.7	102	54	1.9	3,350	1,840	1.8	600	59	10.2
141	Dhaka CWH	Shibalaya	32,136	17,883	1.8	73,248	8,015	9.1	70	23	3.0	3,452	1,561	2.2	264	50	5.3
142	Dhaka CWH	Shibpur	53,300	28,602	1.9	67,119	20,009	3.4	198	57	3.5	4,733	2,894	1.6	72	116	0.6
143	Dhaka CWH	Singair	52,700	30,687	1.7	30,730	15,725	2.0	76	34	2.2	2,424	1,195	2.0	300	59	5.1
144	Dhaka CWH	Sonargaon	63,300	28,247	2.2	46,185	23,671	2.0	209	71	2.9	6,894	3,409	2.0	0	176	0.0
145	Dhaka CWH	Sreenagar	82,280	43,146	1.9	49,240	24,827	2.0	119	39	3.1	3,245	1,671	1.9	600	42	14.3
146	Dhaka CWH	Sreepur	845,200	53,790	15.7	295,392	34,100	8.7	162	68	2.4	5,173	2,804	1.8	300	117	2.6
147	Dhaka CWH	Tejgaon	66,900	440,893	0.2	674,940	175,928	3.8	1,865	528	3.5	50,240	24,440	2.1	296	566	0.5
148	Dhaka CWH	Tongi	145,100	70,894	2.0	38,430	17,715	2.2	230	113	2.0	4,460	2,119	2.1	442	177	2.5
149	Dhaka CWH	Tongibari	33,400	15,223	2.2	18,720	9,543	2.0	111	16	6.9	1,167	545	2.1	300	45	6.7
150	Dinajpur RWH	Atwari	16,500	7,685	2.1	44,972	12,328	3.6	97	20	4.9	3,149	1,211	2.6	0	44	0.0

SL	Warehouse Name	Upazila Name	Condom			Shukhi			IUD			Injectables			Implant		
			CBL	AMD	MOS	CBL	AMD	MOS	CBL	AMD	MOS	CBL	AMD	MOS	CBL	AMD	MOS
151	Dinajpur RWH	Baliadangi	13,000	4,614	2.8	49,110	10,407	4.7	132	11	12.0	6,592	2,719	2.4	0	19	0.0
152	Dinajpur RWH	Biral	10,900	10,890	1.0	56,010	16,889	3.3	82	25	3.3	3,699	1,400	2.6	0	169	0.0
153	Dinajpur RWH	Birampur	20,200	6,954	2.9	56,040	6,526	8.6	89	25	3.6	3,069	430	7.1	0	59	0.0
154	Dinajpur RWH	Birganj	22,700	10,384	2.2	52,335	22,560	2.3	157	57	2.8	4,864	1,838	2.6	0	249	0.0
155	Dinajpur RWH	Bochaganj	13,900	6,438	2.2	36,702	13,592	2.7	97	29	3.3	2,587	910	2.8	0	89	0.0
156	Dinajpur RWH	Boda	18,000	9,059	2.0	45,135	20,794	2.2	69	21	3.3	5,436	2,582	2.1	0	117	0.0
157	Dinajpur RWH	Chirirbandar	25,400	6,392	4.0	60,090	16,890	3.6	82	21	3.9	3,248	1,405	2.3	0	130	0.0
158	Dinajpur RWH	Debiganj	31,700	13,713	2.3	72,645	28,939	2.5	120	48	2.5	8,352	3,736	2.2	0	119	0.0
159	Dinajpur RWH	Dinajpur Sadar	64,600	39,662	1.6	62,955	26,155	2.4	115	74	1.6	8,676	4,965	1.7	0	322	0.0
160	Dinajpur RWH	Fulbari	11,800	6,322	1.9	55,530	8,534	6.5	66	31	2.1	2,380	340	7.0	10	85	0.1
161	Dinajpur RWH	Haripur	13,300	5,535	2.4	25,830	10,114	2.6	39	12	3.3	3,836	1,402	2.7	0	20	0.0
162	Dinajpur RWH	Kaharole	9,800	4,148	2.4	37,059	9,678	3.8	59	19	3.1	2,659	884	3.0	0	133	0.0
163	Dinajpur RWH	Khansama	17,600	5,360	3.3	34,815	14,554	2.4	78	17	4.6	3,024	1,361	2.2	50	174	0.3
164	Dinajpur RWH	Nawabganj	23,800	10,829	2.2	32,685	15,794	2.1	50	21	2.4	3,548	1,645	2.2	0	120	0.0
165	Dinajpur RWH	Panchagarh Sadar	18,400	11,944	1.5	44,130	19,345	2.3	115	35	3.3	6,348	2,673	2.4	0	71	0.0
166	Dinajpur RWH	Parbatipur	58,000	26,019	2.2	64,493	26,661	2.4	354	145	2.4	7,363	3,213	2.3	0	144	0.0
167	Dinajpur RWH	Pirganj	22,700	6,897	3.3	40,560	14,285	2.8	91	22	4.1	5,090	2,005	2.5	0	123	0.0
168	Dinajpur RWH	Ranisankail	3,300	7,752	0.4	9,285	19,374	0.5	70	15	4.7	3,026	2,165	1.4	0	53	0.0
169	Dinajpur RWH	Tentulia	19,300	7,722	2.5	35,457	10,745	3.3	99	24	4.1	2,960	536	5.5	200	38	5.3
170	Dinajpur RWH	Thakurgaon Sadar	45,300	20,412	2.2	82,710	31,204	2.7	278	49	5.7	15,183	6,045	2.5	0	208	0.0
171	Faridpur RWH	Agailjhara	19,210	9,995	1.9	17,722	10,188	1.7	101	12	8.4	2,349	657	3.6	72	53	1.4
172	Faridpur RWH	Alfadanga	39,220	20,471	1.9	12,594	6,990	1.8	238	16	14.9	2,598	721	3.6	32	38	0.8
173	Faridpur RWH	Babuganj	16,100	5,426	3.0	16,185	7,173	2.3	47	41	1.1	1,132	759	1.5	72	75	1.0
174	Faridpur RWH	Baliakandi	57,300	27,759	2.1	30,270	15,591	1.9	55	50	1.1	3,435	1,418	2.4	0	142	0.0
175	Faridpur RWH	Banari Para	20,400	6,010	3.4	15,302	8,530	1.8	117	23	5.1	3,343	644	5.2	0	52	0.0

SL	Warehouse Name	Upazila Name	Condom			Shukhi			IUD			Injectables			Implant		
			CBL	AMD	MOS	CBL	AMD	MOS	CBL	AMD	MOS	CBL	AMD	MOS	CBL	AMD	MOS
176	Faridpur RWH	Barisal Sadar (kotwali)	72,200	35,698	2.0	37,675	18,820	2.0	15	60	0.3	4,889	3,699	1.3	203	124	1.6
177	Faridpur RWH	Bhanga	57,600	22,032	2.6	37,900	14,822	2.6	223	48	4.6	4,514	864	5.2	0	31	0.0
178	Faridpur RWH	Bhedarganj	28,200	13,890	2.0	22,560	10,344	2.2	124	38	3.3	4,382	2,023	2.2	0	38	0.0
179	Faridpur RWH	Boalmari	42,500	34,815	1.2	29,395	16,151	1.8	152	25	6.1	3,650	1,642	2.2	0	56	0.0
180	Faridpur RWH	Char Bhadrasan	22,200	7,173	3.1	7,224	2,793	2.6	110	11	10.0	1,148	269	4.3	0	13	0.0
181	Faridpur RWH	Damudya	20,300	8,783	2.3	16,525	5,070	3.3	75	21	3.6	1,845	651	2.8	0	17	0.0
182	Faridpur RWH	Faridpur Sadar	113,200	49,520	2.3	43,670	20,094	2.2	218	53	4.1	8,110	3,370	2.4	72	137	0.5
183	Faridpur RWH	Gaurnadi	27,400	9,366	2.9	26,935	10,284	2.6	96	25	3.8	2,597	1,212	2.1	216	44	4.9
184	Faridpur RWH	Goalanda	58,800	28,224	2.1	10,770	6,973	1.5	176	11	16.0	3,909	1,684	2.3	144	53	2.7
185	Faridpur RWH	Gopalganj Sadar	77,036	35,399	2.2	43,357	17,217	2.5	202	87	2.3	5,846	1,191	4.9	0	52	0.0
186	Faridpur RWH	Gosairhat	32,700	14,501	2.3	19,130	10,066	1.9	200	98	2.0	2,844	1,067	2.7	64	34	1.9
187	Faridpur RWH	Jhalokati Sadar	24,300	10,775	2.3	17,925	10,175	1.8	75	37	2.0	3,211	961	3.3	0	86	0.0
188	Faridpur RWH	Kalkini	33,600	12,820	2.6	27,960	14,373	1.9	311	23	13.5	4,283	1,463	2.9	0	74	0.0
189	Faridpur RWH	Kashiani	31,100	30,382	1.0	26,870	17,873	1.5	50	28	1.8	5,739	1,370	4.2	128	36	3.6
190	Faridpur RWH	Kotalipara	50,700	9,688	5.2	27,525	15,317	1.8	93	15	6.2	1,990	738	2.7	50	63	0.8
191	Faridpur RWH	Madaripur Sadar	61,600	21,959	2.8	44,190	23,355	1.9	417	117	3.6	9,858	4,602	2.1	0	155	0.0
192	Faridpur RWH	Madhukhali	38,500	16,862	2.3	36,750	17,729	2.1	88	31	2.8	3,909	1,635	2.4	0	78	0.0
193	Faridpur RWH	Muksudpur	75,100	37,761	2.0	55,057	30,453	1.8	161	46	3.5	5,238	2,343	2.2	0	63	0.0
194	Faridpur RWH	Nagarkanda	38,100	17,416	2.2	25,345	12,384	2.0	155	29	5.3	2,131	648	3.3	144	28	5.1
195	Faridpur RWH	Naria	40,200	10,774	3.7	33,890	12,227	2.8	169	30	5.6	4,269	1,064	4.0	0	29	0.0
196	Faridpur RWH	Nesarabad (swarupkati)	19,400	10,417	1.9	20,550	12,745	1.6	43	28	1.5	2,233	1,049	2.1	0	43	0.0
197	Faridpur RWH	Pangsha	71,300	36,554	2.0	46,100	25,923	1.8	177	49	3.6	5,851	2,481	2.4	216	153	1.4
198	Faridpur RWH	Rajbari Sadar	63,000	32,923	1.9	34,935	17,562	2.0	211	136	1.6	4,756	2,607	1.8	216	268	0.8
199	Faridpur RWH	Rajoir	29,800	16,273	1.8	22,680	16,372	1.4	239	26	9.2	3,550	1,569	2.3	0	36	0.0
200	Faridpur RWH	Sadarpur	36,500	13,735	2.7	42,506	8,152	5.2	132	19	6.9	2,223	782	2.8	144	42	3.4

SL	Warehouse Name	Upazila Name	Condom			Shukhi			IUD			Injectables			Implant		
			CBL	AMD	MOS	CBL	AMD	MOS	CBL	AMD	MOS	CBL	AMD	MOS	CBL	AMD	MOS
201	Faridpur RWH	Saltha	31,300	14,243	2.2	17,850	9,814	1.8	231	39	5.9	1,570	741	2.1	0	75	0.0
202	Faridpur RWH	Shariatpur Sadar	33,600	14,084	2.4	24,686	8,574	2.9	116	51	2.3	4,362	1,161	3.8	128	46	2.8
203	Faridpur RWH	Shib Char	49,000	26,085	1.9	36,720	21,176	1.7	100	36	2.8	5,800	2,829	2.1	0	81	0.0
204	Faridpur RWH	Tungipara	41,700	17,367	2.4	25,545	12,449	2.1	82	11	7.5	1,675	748	2.2	0	21	0.0
205	Faridpur RWH	Wazirpur	32,900	14,006	2.3	33,015	14,347	2.3	73	16	4.6	3,039	1,119	2.7	216	99	2.2
206	Faridpur RWH	Zanjira	45,200	16,045	2.8	25,005	9,800	2.6	135	45	3.0	3,290	1,013	3.2	144	44	3.3
207	Jamalpur RWH	Bakshiganj	25,800	16,792	1.5	28,080	13,016	2.2	165	65	2.5	2,020	1,011	2.0	10	99	0.1
208	Jamalpur RWH	Char Rajibpur	77,600	45,245	1.7	28,072	7,891	3.6	80	7	11.4	3,085	1,327	2.3	64	21	3.0
209	Jamalpur RWH	Dewanganj	48,900	28,943	1.7	46,770	17,173	2.7	136	39	3.5	5,505	3,630	1.5	72	142	0.5
210	Jamalpur RWH	Islampur	73,200	42,002	1.7	51,349	26,816	1.9	136	51	2.7	5,970	2,947	2.0	0	177	0.0
211	Jamalpur RWH	Jamalpur Sadar	98,000	56,228	1.7	90,598	43,489	2.1	358	116	3.1	11,436	5,395	2.1	0	231	0.0
212	Jamalpur RWH	Jhenaigati	38,600	13,901	2.8	37,440	16,632	2.3	88	15	5.9	2,894	1,324	2.2	128	29	4.4
213	Jamalpur RWH	Madarganj	112,200	22,221	5.0	78,405	16,750	4.7	141	70	2.0	2,500	1,336	1.9	328	81	4.0
214	Jamalpur RWH	Melandaha	116,400	29,513	3.9	212,730	21,843	9.7	200	52	3.8	6,550	2,758	2.4	150	67	2.2
215	Jamalpur RWH	Nakla	153,300	11,828	13.0	117,470	13,382	8.8	154	34	4.5	3,292	1,637	2.0	10	89	0.1
216	Jamalpur RWH	Nalitabari	47,800	23,641	2.0	37,890	20,480	1.9	36	19	1.9	3,572	1,690	2.1	128	69	1.9
217	Jamalpur RWH	Raumari	76,900	52,773	1.5	29,685	12,793	2.3	83	23	3.6	5,762	2,547	2.3	0	52	0.0
218	Jamalpur RWH	Sarishabari	173,400	30,841	5.6	89,505	22,066	4.1	201	53	3.8	3,816	1,980	1.9	0	84	0.0
219	Jamalpur RWH	Sherpur Sadar	91,900	47,284	1.9	71,560	36,319	2.0	231	91	2.5	19,080	9,192	2.1	64	159	0.4
220	Jamalpur RWH	Sreebardi	166,100	20,975	7.9	107,595	18,736	5.7	162	9	18.0	4,410	1,962	2.2	128	83	1.5
221	Jessore RWH	Abhaynagar	48,000	22,746	2.1	24,855	11,821	2.1	190	36	5.3	5,815	2,762	2.1	0	64	0.0
222	Jessore RWH	Bagher Para	47,100	33,132	1.4	28,495	14,850	1.9	102	63	1.6	4,026	1,983	2.0	0	109	0.0
223	Jessore RWH	Chaugachha	49,000	21,238	2.3	25,770	12,397	2.1	139	17	8.2	3,940	1,557	2.5	0	55	0.0
224	Jessore RWH	Harinakunda	31,600	7,941	4.0	32,785	15,074	2.2	131	17	7.7	2,610	1,001	2.6	128	79	1.6
225	Jessore RWH	Jessore Sadar	96,700	92,650	1.0	60,405	44,256	1.4	345	94	3.7	17,473	9,639	1.8	206	202	1.0

SL	Warehouse Name	Upazila Name	Condom			Shukhi			IUD			Injectables			Implant		
			CBL	AMD	MOS	CBL	AMD	MOS	CBL	AMD	MOS	CBL	AMD	MOS	CBL	AMD	MOS
226	Jessore RWH	Jhenaidah Sadar	78,600	35,365	2.2	58,605	26,360	2.2	277	90	3.1	7,715	3,271	2.4	488	116	4.2
227	Jessore RWH	Jhikargachha	53,000	20,554	2.6	15,375	13,284	1.2	50	38	1.3	2,600	2,846	0.9	10	54	0.2
228	Jessore RWH	Kalia	89,800	18,330	4.9	23,125	11,274	2.1	135	19	7.1	2,700	742	3.6	72	21	3.4
229	Jessore RWH	Kaliganj	44,600	22,714	2.0	34,980	17,552	2.0	200	16	12.5	2,771	1,456	1.9	72	34	2.1
230	Jessore RWH	Keshabpur	33,300	16,357	2.0	29,895	12,368	2.4	131	23	5.7	5,235	2,607	2.0	0	53	0.0
231	Jessore RWH	Kotchandpur	15,200	7,779	2.0	16,395	7,113	2.3	95	11	8.6	2,400	1,037	2.3	64	20	3.2
232	Jessore RWH	Lohagara	64,000	28,301	2.3	21,400	13,344	1.6	120	35	3.4	1,100	2,480	0.4	72	38	1.9
233	Jessore RWH	Magura Sadar	84,200	35,435	2.4	43,960	29,818	1.5	210	76	2.8	8,267	3,696	2.2	72	91	0.8
234	Jessore RWH	Maheshpur	118,400	25,231	4.7	37,850	16,144	2.3	124	41	3.0	8,100	3,389	2.4	64	56	1.1
235	Jessore RWH	Manirampur	61,300	33,215	1.8	47,340	24,400	1.9	235	138	1.7	12,315	6,128	2.0	64	85	0.8
236	Jessore RWH	Mohammadpur	29,000	6,226	4.7	28,070	10,426	2.7	192	15	12.8	2,157	872	2.5	290	52	5.6
237	Jessore RWH	Narail Sadar	67,600	33,400	2.0	39,730	21,200	1.9	331	60	5.5	12,177	2,210	5.5	72	74	1.0
238	Jessore RWH	Shailkupa	62,000	30,381	2.0	33,135	25,251	1.3	121	32	3.8	3,832	1,857	2.1	136	140	1.0
239	Jessore RWH	Shalikhha	28,060	6,330	4.4	20,118	8,193	2.5	122	19	6.4	1,466	577	2.5	0	57	0.0
240	Jessore RWH	Sharsha	43,200	39,689	1.1	24,765	21,199	1.2	86	61	1.4	5,076	4,108	1.2	256	60	4.3
241	Jessore RWH	Sreepur	46,500	11,910	3.9	22,845	10,643	2.1	89	19	4.7	3,412	878	3.9	72	70	1.0
242	Khulna RWH	Assasuni	33,100	19,498	1.7	43,080	22,964	1.9	121	13	9.3	3,390	1,574	2.2	144	65	2.2
243	Khulna RWH	Bagerhat Sadar	54,400	29,651	1.8	44,955	19,908	2.3	176	66	2.7	4,495	2,108	2.1	100	89	1.1
244	Khulna RWH	Batiaghata	36,600	16,942	2.2	26,535	14,111	1.9	143	20	7.2	2,000	948	2.1	0	62	0.0
245	Khulna RWH	Bhandaria	27,500	11,670	2.4	19,860	7,303	2.7	146	26	5.6	2,385	983	2.4	154	47	3.3
246	Khulna RWH	Chitalmari	33,500	19,700	1.7	31,520	10,297	3.1	140	8	17.5	2,813	1,327	2.1	0	46	0.0
247	Khulna RWH	Dacope	66,900	9,042	7.4	56,400	11,169	5.0	108	3	36.0	2,373	748	3.2	144	43	3.3
248	Khulna RWH	Daulatpur	250,500	64,381	3.9	61,605	19,066	3.2	90	76	1.2	11,000	5,856	1.9	40	150	0.3
249	Khulna RWH	Debhata	25,300	13,014	1.9	16,950	8,124	2.1	49	8	6.1	1,337	539	2.5	72	22	3.3
250	Khulna RWH	Dumuria	71,700	30,337	2.4	52,690	21,776	2.4	126	61	2.1	5,532	2,410	2.3	216	182	1.2

SL	Warehouse Name	Upazila Name	Condom			Shukhi			IUD			Injectables			Implant		
			CBL	AMD	MOS	CBL	AMD	MOS	CBL	AMD	MOS	CBL	AMD	MOS	CBL	AMD	MOS
251	Khulna RWH	Fakirhat	36,800	12,923	2.8	20,535	8,605	2.4	93	18	5.2	1,912	735	2.6	0	52	0.0
252	Khulna RWH	Kachua	33,300	15,899	2.1	19,650	8,027	2.4	98	18	5.4	1,779	748	2.4	0	34	0.0
253	Khulna RWH	Kalaroa	55,900	25,004	2.2	29,760	10,547	2.8	64	15	4.3	1,967	1,626	1.2	10	61	0.2
254	Khulna RWH	Kaliganj	262,200	24,351	10.8	44,370	19,864	2.2	100	17	5.9	3,150	1,445	2.2	72	91	0.8
255	Khulna RWH	Kanthalia	17,100	7,132	2.4	15,360	5,225	2.9	68	12	5.7	1,757	704	2.5	156	25	6.2
256	Khulna RWH	Kawkhali	11,800	4,374	2.7	12,245	3,683	3.3	80	20	4.0	1,165	345	3.4	0	37	0.0
257	Khulna RWH	Khulna Sadar	194,500	132,003	1.5	37,186	47,101	0.8	173	135	1.3	5,283	6,039	0.9	44	158	0.3
258	Khulna RWH	Koyra	32,400	14,373	2.3	30,480	19,204	1.6	57	13	4.4	1,617	586	2.8	128	31	4.1
259	Khulna RWH	Mathbaria	258,200	13,719	18.8	105,210	16,276	6.5	204	64	3.2	4,157	1,651	2.5	50	40	1.3
260	Khulna RWH	Mollahat	36,200	11,772	3.1	23,340	10,325	2.3	53	14	3.8	1,647	533	3.1	0	24	0.0
261	Khulna RWH	Mongla	42,300	24,162	1.8	30,180	12,017	2.5	116	37	3.1	3,311	1,665	2.0	72	34	2.1
262	Khulna RWH	Morrelganj	622,000	25,991	23.9	355,805	26,244	13.6	249	61	4.1	5,155	2,070	2.5	72	56	1.3
263	Khulna RWH	Nazirpur	33,900	13,147	2.6	27,945	11,537	2.4	102	17	6.0	3,290	1,184	2.8	208	27	7.7
264	Khulna RWH	Paikgachha	37,900	12,879	2.9	40,320	20,643	2.0	125	15	8.3	3,425	1,186	2.9	0	70	0.0
265	Khulna RWH	Phultala	47,000	18,219	2.6	18,615	7,112	2.6	155	42	3.7	2,440	1,015	2.4	0	79	0.0
266	Khulna RWH	Pirojpur Sadar	32,700	11,571	2.8	19,740	8,560	2.3	126	65	1.9	2,892	993	2.9	144	67	2.1
267	Khulna RWH	Rajapur	22,100	9,330	2.4	14,445	5,354	2.7	57	11	5.2	1,542	668	2.3	0	26	0.0
268	Khulna RWH	Rampal	139,000	15,767	8.8	73,255	10,361	7.1	56	31	1.8	2,676	550	4.9	72	21	3.4
269	Khulna RWH	Rupsa	44,300	13,481	3.3	28,455	9,211	3.1	120	64	1.9	1,410	589	2.4	164	102	1.6
270	Khulna RWH	Sarankhola	52,200	14,887	3.5	50,595	11,184	4.5	121	18	6.7	3,397	1,571	2.2	20	25	0.8
271	Khulna RWH	Satkhira Sadar	69,900	61,364	1.1	44,005	23,485	1.9	194	57	3.4	8,665	4,562	1.9	144	83	1.7
272	Khulna RWH	Shyamnagar	345,000	20,957	16.5	182,070	25,155	7.2	70	16	4.4	3,272	1,132	2.9	216	81	2.7
273	Khulna RWH	Tala	33,500	14,976	2.2	35,865	16,550	2.2	245	62	4.0	4,667	2,220	2.1	0	103	0.0
274	Khulna RWH	Terokhada	92,900	19,467	4.8	60,960	10,440	5.8	54	16	3.4	1,320	544	2.4	0	26	0.0
275	Khulna RWH	Zianagar	10,700	3,354	3.2	10,165	3,797	2.7	13	26	0.5	1,804	534	3.4	72	22	3.3

SL	Warehouse Name	Upazila Name	Condom			Shukhi			IUD			Injectables			Implant		
			CBL	AMD	MOS	CBL	AMD	MOS	CBL	AMD	MOS	CBL	AMD	MOS	CBL	AMD	MOS
276	Kushtia RWH	Alamdanga	36,100	20,225	1.8	36,405	18,051	2.0	105	26	4.0	6,250	3,059	2.0	128	93	1.4
277	Kushtia RWH	Bheramara	50,500	25,146	2.0	23,475	10,469	2.2	20	14	1.4	4,121	1,928	2.1	5	20	0.3
278	Kushtia RWH	Chuadanga Sadar	74,700	35,843	2.1	36,075	15,993	2.3	121	72	1.7	8,018	3,746	2.1	0	67	0.0
279	Kushtia RWH	Damurhuda	47,100	20,885	2.3	27,120	12,912	2.1	101	28	3.6	6,820	3,362	2.0	72	62	1.2
280	Kushtia RWH	Daulatpur	99,200	43,582	2.3	51,465	23,520	2.2	44	10	4.4	9,016	3,943	2.3	0	23	0.0
281	Kushtia RWH	Gangni	45,200	30,301	1.5	40,470	18,131	2.2	87	30	2.9	11,436	5,380	2.1	116	36	3.2
282	Kushtia RWH	Jiban Nagar	38,100	17,944	2.1	22,080	12,026	1.8	100	38	2.6	4,123	2,012	2.0	0	92	0.0
283	Kushtia RWH	Khoksa	41,000	17,208	2.4	17,950	8,437	2.1	17	6	2.8	1,142	565	2.0	0	41	0.0
284	Kushtia RWH	Kumarkhali	67,580	32,354	2.1	29,631	14,894	2.0	47	17	2.8	5,178	2,695	1.9	0	80	0.0
285	Kushtia RWH	Kushtia Sadar	101,300	54,892	1.8	51,390	30,677	1.7	125	59	2.1	11,753	4,949	2.4	78	148	0.5
286	Kushtia RWH	Meherpur Sadar	72,600	34,492	2.1	27,150	12,733	2.1	79	22	3.6	6,324	3,170	2.0	14	30	0.5
287	Kushtia RWH	Mirpur	64,700	27,572	2.3	38,190	17,184	2.2	32	12	2.7	4,878	2,369	2.1	144	44	3.3
288	Kushtia RWH	Mujib Nagar	20,700	8,836	2.3	8,130	3,553	2.3	29	2	14.5	2,738	1,300	2.1	0	25	0.0
289	Mymensingh RWH	Atpara	26,600	9,702	2.7	28,935	12,897	2.2	50	7	7.1	1,650	808	2.0	144	70	2.1
290	Mymensingh RWH	Austagram	30,000	15,358	2.0	22,692	10,091	2.2	84	25	3.4	2,305	1,322	1.7	64	31	2.1
291	Mymensingh RWH	Bajitpur	44,600	18,803	2.4	34,140	15,520	2.2	17	21	0.8	2,215	943	2.3	0	52	0.0
292	Mymensingh RWH	Barhatta	33,500	15,641	2.1	28,230	14,137	2.0	6	17	0.4	3,141	1,536	2.0	0	54	0.0
293	Mymensingh RWH	Bhairab	71,140	37,482	1.9	47,385	22,255	2.1	104	34	3.1	4,364	1,987	2.2	64	100	0.6
294	Mymensingh RWH	Bhaluka	70,387	30,735	2.3	87,895	34,199	2.6	233	80	2.9	3,944	1,919	2.1	596	108	5.5
295	Mymensingh RWH	Dharampasha	46,600	20,545	2.3	34,155	17,583	1.9	70	12	5.8	4,050	1,832	2.2	0	218	0.0
296	Mymensingh RWH	Dhobaura	56,500	23,534	2.4	36,195	17,006	2.1	70	10	7.0	3,050	1,419	2.1	20	11	1.8
297	Mymensingh RWH	Durgapur	40,700	22,607	1.8	29,364	18,884	1.6	74	28	2.6	4,643	2,368	2.0	350	54	6.5
298	Mymensingh RWH	Fulbaria	57,000	21,065	2.7	107,220	38,860	2.8	125	35	3.6	3,373	1,472	2.3	128	39	3.3
299	Mymensingh RWH	Gaffargaon	106,400	50,822	2.1	79,920	35,699	2.2	55	31	1.8	4,691	2,326	2.0	164	58	2.8
300	Mymensingh RWH	Gauripur	43,900	21,131	2.1	58,185	23,845	2.4	140	42	3.3	4,119	2,103	2.0	216	57	3.8



SL	Warehouse Name	Upazila Name	Condom			Shukhi			IUD			Injectables			Implant		
			CBL	AMD	MOS	CBL	AMD	MOS	CBL	AMD	MOS	CBL	AMD	MOS	CBL	AMD	MOS
301	Mymensingh RWH	Haluaghat	53,600	24,597	2.2	73,815	27,572	2.7	251	17	14.8	3,929	1,886	2.1	128	61	2.1
302	Mymensingh RWH	Hossainpur	39,600	17,437	2.3	39,075	19,283	2.0	130	36	3.6	2,849	1,550	1.8	144	48	3.0
303	Mymensingh RWH	Ishwarganj	39,400	17,399	2.3	92,755	41,181	2.3	40	16	2.5	3,512	1,754	2.0	236	43	5.5
304	Mymensingh RWH	Itna	24,800	18,065	1.4	24,075	17,427	1.4	51	20	2.6	1,769	700	2.5	0	29	0.0
305	Mymensingh RWH	Kalmakanda	79,800	31,666	2.5	51,345	24,303	2.1	46	7	6.6	3,790	1,633	2.3	103	35	2.9
306	Mymensingh RWH	Karimganj	43,100	19,293	2.2	46,100	21,136	2.2	143	40	3.6	2,639	1,325	2.0	200	144	1.4
307	Mymensingh RWH	Katiadi	78,097	35,643	2.2	37,223	19,927	1.9	132	47	2.8	4,374	2,151	2.0	0	59	0.0
308	Mymensingh RWH	Kendua	37,600	15,391	2.4	49,485	25,185	2.0	127	55	2.3	2,893	1,225	2.4	70	84	0.8
309	Mymensingh RWH	Khaliajuri	15,300	6,569	2.3	15,740	6,345	2.5	24	5	4.8	1,196	490	2.4	288	26	11.1
310	Mymensingh RWH	Kishoreganj Sadar	97,600	46,865	2.1	65,910	30,655	2.2	256	83	3.1	5,134	2,436	2.1	682	122	5.6
311	Mymensingh RWH	Kuliar Char	43,600	18,030	2.4	31,490	14,844	2.1	104	24	4.3	2,864	1,262	2.3	170	80	2.1
312	Mymensingh RWH	Madan	31,900	14,437	2.2	33,317	15,209	2.2	54	8	6.8	1,391	790	1.8	0	37	0.0
313	Mymensingh RWH	Mithamain	26,200	12,370	2.1	17,085	8,542	2.0	36	6	6.0	973	218	4.5	72	24	3.0
314	Mymensingh RWH	Mohanganj	32,500	12,399	2.6	35,405	19,483	1.8	66	26	2.5	2,330	1,026	2.3	0	46	0.0
315	Mymensingh RWH	Muktagachha	60,700	28,530	2.1	97,350	40,706	2.4	61	14	4.4	4,403	1,969	2.2	128	55	2.3
316	Mymensingh RWH	Mymensingh Sadar	167,000	83,412	2.0	117,255	52,790	2.2	484	206	2.3	8,104	3,686	2.2	144	360	0.4
317	Mymensingh RWH	Nandail	35,700	16,551	2.2	111,540	50,106	2.2	100	54	1.9	5,130	2,443	2.1	512	36	14.2
318	Mymensingh RWH	Netrakona Sadar	78,800	33,594	2.3	54,630	27,466	2.0	77	33	2.3	5,859	2,584	2.3	272	143	1.9
319	Mymensingh RWH	Nikli	28,400	19,034	1.5	15,851	9,085	1.7	128	30	4.3	1,521	883	1.7	0	49	0.0
320	Mymensingh RWH	Pakundia	45,300	21,540	2.1	39,315	17,511	2.2	88	33	2.7	3,283	1,529	2.1	260	53	4.9
321	Mymensingh RWH	Phulpur	63,300	27,775	2.3	97,475	50,285	1.9	213	85	2.5	4,199	2,191	1.9	507	184	2.8
322	Mymensingh RWH	Purbadhala	44,800	20,229	2.2	56,190	25,970	2.2	111	25	4.4	5,260	2,360	2.2	0	116	0.0
323	Mymensingh RWH	Tarail	45,650	22,411	2.0	30,960	14,102	2.2	95	19	5.0	1,832	877	2.1	0	38	0.0
324	Mymensingh RWH	Trishal	71,200	33,186	2.1	88,530	42,166	2.1	131	34	3.9	4,723	2,068	2.3	520	116	4.5
325	Noakhali RWH	Begumganj	26,000	32,297	0.8	2,370	17,861	0.1	61	106	0.6	868	2,469	0.4	0	140	0.0

SL	Warehouse Name	Upazila Name	Condom			Shukhi			IUD			Injectables			Implant		
			CBL	AMD	MOS	CBL	AMD	MOS	CBL	AMD	MOS	CBL	AMD	MOS	CBL	AMD	MOS
326	Noakhali RWH	Chatkhil	7,600	6,255	1.2	3,310	5,196	0.6	87	23	3.8	770	942	0.8	0	37	0.0
327	Noakhali RWH	Chhagalnaiya	8,000	10,800	0.7	6,060	7,499	0.8	79	19	4.2	7,679	1,155	6.6	0	32	0.0
328	Noakhali RWH	Companiganj	20,000	14,405	1.4	13,431	7,224	1.9	96	38	2.5	1,866	1,739	1.1	150	30	5.0
329	Noakhali RWH	Daganbhuiyan	30,300	23,766	1.3	28,830	8,945	3.2	57	24	2.4	1,740	1,374	1.3	0	47	0.0
330	Noakhali RWH	Feni Sadar	66,100	63,265	1.0	23,019	20,785	1.1	219	168	1.3	5,822	4,569	1.3	206	98	2.1
331	Noakhali RWH	Fulgazi	10,200	11,736	0.9	14,130	5,973	2.4	29	22	1.3	562	858	0.7	50	13	3.8
332	Noakhali RWH	Hatiya	3,500	21,185	0.2	4,995	16,321	0.3	81	67	1.2	1,893	3,008	0.6	600	283	2.1
333	Noakhali RWH	Kabirhat	17,630	13,753	1.3	7,200	8,073	0.9	81	19	4.3	2,907	1,677	1.7	10	80	0.1
334	Noakhali RWH	Kamalnagar	2,000	12,674	0.2	18,054	6,986	2.6	2	33	0.1	2,907	3,048	1.0	0	82	0.0
335	Noakhali RWH	Lakshmipur Sadar	1,000	27,455	0.0	285	20,921	0.0	2	138	0.0	50	7,189	0.0	55	244	0.2
336	Noakhali RWH	Noakhali Sadar	5,063	48,187	0.1	2,636	18,869	0.1	69	78	0.9	3,148	4,441	0.7	0	58	0.0
337	Noakhali RWH	Parshuram	6,000	13,716	0.4	8,309	5,944	1.4	52	11	4.7	1,452	1,019	1.4	100	40	2.5
338	Noakhali RWH	Ramganj	18,800	8,116	2.3	7,270	5,441	1.3	100	41	2.4	3,121	1,761	1.8	0	89	0.0
339	Noakhali RWH	Ramgati	20,057	8,605	2.3	8,878	8,614	1.0	144	21	6.9	4,589	3,650	1.3	75	59	1.3
340	Noakhali RWH	Roypur	15,100	5,558	2.7	11,460	9,540	1.2	102	51	2.0	3,022	1,714	1.8	0	67	0.0
341	Noakhali RWH	Senbagh	18,200	17,122	1.1	14,520	9,686	1.5	59	23	2.6	2,100	1,565	1.3	0	65	0.0
342	Noakhali RWH	Sonagazi	49,800	18,164	2.7	63,135	10,125	6.2	65	31	2.1	5,600	2,855	2.0	100	44	2.3
343	Noakhali RWH	Sonaimuri	31,300	12,012	2.6	14,910	8,028	1.9	39	19	2.1	3,530	1,882	1.9	200	43	4.7
344	Noakhali RWH	Subarnachar	15,800	27,649	0.6	6,305	9,622	0.7	130	9	14.4	2,595	1,937	1.3	0	50	0.0
345	Pabna RWH	Atgharia	25,900	10,821	2.4	40,875	10,700	3.8	85	18	4.7	2,087	638	3.3	100	26	3.8
346	Pabna RWH	Belkuchi	108,300	50,686	2.1	57,120	26,381	2.2	126	24	5.3	3,976	2,187	1.8	100	61	1.6
347	Pabna RWH	Bera	27,200	12,884	2.1	31,950	14,459	2.2	213	75	2.8	3,265	1,484	2.2	20	38	0.5
348	Pabna RWH	Bhangura	37,200	11,525	3.2	41,990	8,523	4.9	124	20	6.2	892	238	3.7	0	35	0.0
349	Pabna RWH	Chatmohar	74,400	37,103	2.0	59,895	28,233	2.1	145	59	2.5	2,977	1,227	2.4	0	56	0.0
350	Pabna RWH	Faridpur	16,700	8,150	2.0	40,215	5,809	6.9	111	24	4.6	2,338	1,215	1.9	100	38	2.6

SL	Warehouse Name	Upazila Name	Condom			Shukhi			IUD			Injectables			Implant		
			CBL	AMD	MOS	CBL	AMD	MOS	CBL	AMD	MOS	CBL	AMD	MOS	CBL	AMD	MOS
351	Pabna RWH	Ishwardi	83,200	39,319	2.1	45,291	19,069	2.4	172	49	3.5	4,972	2,557	1.9	0	85	0.0
352	Pabna RWH	Kamarkhanda	25,300	9,082	2.8	40,585	8,244	4.9	164	13	12.6	2,613	1,224	2.1	100	29	3.4
353	Pabna RWH	Kazipur	126,600	36,106	3.5	47,985	17,100	2.8	289	67	4.3	7,200	2,295	3.1	100	103	1.0
354	Pabna RWH	Pabna Sadar	96,300	96,286	1.0	106,725	65,660	1.6	320	156	2.1	1,400	10,994	0.1	50	67	0.7
355	Pabna RWH	Royganj	63,000	31,532	2.0	50,400	22,215	2.3	165	39	4.2	5,130	2,899	1.8	0	28	0.0
356	Pabna RWH	Santhia	73,900	34,088	2.2	62,805	31,175	2.0	207	45	4.6	11,200	5,251	2.1	0	74	0.0
357	Pabna RWH	Shahjadpur	134,100	67,275	2.0	69,225	33,141	2.1	440	207	2.1	15,857	8,228	1.9	200	174	1.1
358	Pabna RWH	Sirajganj Sadar	121,500	50,132	2.4	62,181	28,045	2.2	160	37	4.3	10,235	4,295	2.4	0	105	0.0
359	Pabna RWH	Sujanagar	24,800	26,174	0.9	16,275	19,692	0.8	242	97	2.5	2,455	2,953	0.8	0	31	0.0
360	Pabna RWH	Tarash	38,300	15,781	2.4	51,000	18,100	2.8	198	47	4.2	2,453	1,069	2.3	0	35	0.0
361	Pabna RWH	Ullah Para	198,000	79,822	2.5	97,110	46,853	2.1	262	92	2.8	10,700	5,211	2.1	100	64	1.6
362	Patuakhali RWH	Amtali	54,000	9,953	5.4	45,300	18,263	2.5	138	19	7.3	4,012	1,932	2.1	100	152	0.7
363	Patuakhali RWH	Bakerganj	43,200	21,083	2.0	31,545	15,843	2.0	86	38	2.3	4,689	2,395	2.0	200	103	1.9
364	Patuakhali RWH	Bamna	9,500	2,253	4.2	9,495	3,760	2.5	100	19	5.3	628	212	3.0	228	60	3.8
365	Patuakhali RWH	Barguna Sadar	22,100	10,607	2.1	30,390	14,051	2.2	300	92	3.3	6,950	4,694	1.5	100	146	0.7
366	Patuakhali RWH	Bauphal	32,600	12,281	2.7	42,480	19,698	2.2	140	42	3.3	6,050	2,544	2.4	300	90	3.3
367	Patuakhali RWH	Betagi	40,300	3,017	13.4	32,100	5,039	6.4	45	26	1.7	1,510	812	1.9	200	26	7.7
368	Patuakhali RWH	Dashmina	8,100	3,263	2.5	12,165	5,215	2.3	102	17	6.0	1,916	982	2.0	300	59	5.1
369	Patuakhali RWH	Dumki	7,800	3,501	2.2	7,170	3,155	2.3	14	15	0.9	1,071	458	2.3	200	19	10.5
370	Patuakhali RWH	Galachipa	53,700	9,815	5.5	48,969	21,203	2.3	107	16	6.7	8,440	4,122	2.0	50	74	0.7
371	Patuakhali RWH	Kalapara	30,800	12,018	2.6	32,850	15,651	2.1	89	32	2.8	7,604	3,406	2.2	200	71	2.8
372	Patuakhali RWH	Mirzaganj	18,200	7,547	2.4	15,035	6,890	2.2	36	10	3.6	1,425	614	2.3	300	53	5.7
373	Patuakhali RWH	Nalchity	17,200	7,893	2.2	16,440	7,355	2.2	118	24	4.9	3,470	1,637	2.1	300	51	5.9
374	Patuakhali RWH	Patharghata	11,300	5,588	2.0	15,015	7,322	2.1	111	21	5.3	3,103	1,467	2.1	200	75	2.7
375	Patuakhali RWH	Patuakhali Sadar	28,900	20,283	1.4	28,395	13,915	2.0	235	74	3.2	7,960	3,703	2.1	284	78	3.6

SL	Warehouse Name	Upazila Name	Condom			Shukhi			IUD			Injectables			Implant		
			CBL	AMD	MOS	CBL	AMD	MOS	CBL	AMD	MOS	CBL	AMD	MOS	CBL	AMD	MOS
376	Rajshahi RWH	Bagatipara	60,900	13,659	4.5	348,105	7,456	46.7	36	10	3.6	1,409	448	3.1	0	72	0.0
377	Rajshahi RWH	Bagha	60,100	30,291	2.0	39,570	10,547	3.8	80	14	5.7	4,149	1,561	2.7	0	53	0.0
378	Rajshahi RWH	Baghmara	198,500	49,810	4.0	139,260	32,477	4.3	263	63	4.2	5,997	2,717	2.2	0	127	0.0
379	Rajshahi RWH	Baraigram	53,998	35,713	1.5	99,015	19,894	5.0	105	43	2.4	6,202	2,951	2.1	0	83	0.0
380	Rajshahi RWH	Bholahat	32,000	9,538	3.4	19,695	6,133	3.2	51	5	10.2	1,828	608	3.0	0	41	0.0
381	Rajshahi RWH	Boalia	360,900	192,978	1.9	27,810	9,717	2.9	262	66	4.0	7,525	3,713	2.0	54	154	0.4
382	Rajshahi RWH	Chapai Nababganj Sadar	108,800	43,539	2.5	53,675	17,550	3.1	200	52	3.8	7,980	3,869	2.1	0	81	0.0
383	Rajshahi RWH	Charghat	53,100	23,288	2.3	254,415	13,417	19.0	106	15	7.1	3,057	1,090	2.8	0	103	0.0
384	Rajshahi RWH	Durgapur	107,500	21,061	5.1	256,530	9,977	25.7	123	7	17.6	1,999	722	2.8	0	36	0.0
385	Rajshahi RWH	Godagari	106,300	36,654	2.9	439,695	18,037	24.4	123	28	4.4	7,458	3,225	2.3	0	33	0.0
386	Rajshahi RWH	Gomastapur	26,600	26,139	1.0	29,580	15,514	1.9	64	20	3.2	2,395	1,437	1.7	0	52	0.0
387	Rajshahi RWH	Gurudaspur	101,200	33,431	3.0	164,216	17,611	9.3	113	17	6.6	4,307	1,522	2.8	0	120	0.0
388	Rajshahi RWH	Lalpur	84,600	29,676	2.9	183,330	18,878	9.7	155	25	6.2	5,335	2,086	2.6	0	181	0.0
389	Rajshahi RWH	Mohanpur	56,800	20,156	2.8	248,100	12,878	19.3	88	11	8.0	4,711	2,108	2.2	0	67	0.0
390	Rajshahi RWH	Nachole	37,400	12,357	3.0	39,840	6,640	6.0	76	6	12.7	2,700	1,109	2.4	0	23	0.0
391	Rajshahi RWH	Natore Sadar	98,400	47,675	2.1	45,060	21,595	2.1	300	129	2.3	4,248	1,792	2.4	0	150	0.0
392	Rajshahi RWH	Paba	107,700	47,166	2.3	52,485	15,815	3.3	148	18	8.2	8,802	3,886	2.3	0	94	0.0
393	Rajshahi RWH	Puthia	75,900	29,071	2.6	53,655	14,303	3.8	64	8	8.0	3,389	1,477	2.3	0	39	0.0
394	Rajshahi RWH	Shibganj	118,100	42,527	2.8	75,390	26,245	2.9	165	42	3.9	6,149	2,838	2.2	0	59	0.0
395	Rajshahi RWH	Singra	121,710	41,831	2.9	271,489	29,107	9.3	132	31	4.3	6,200	2,720	2.3	0	138	0.0
396	Rajshahi RWH	Tanore	80,700	16,218	5.0	260,550	14,831	17.6	114	20	5.7	3,027	1,089	2.8	0	145	0.0
397	Rangamati RWH	Baghaichhari	58,300	9,166	6.4	19,444	5,914	3.3	54	7	7.7	1,449	388	3.7	20	15	1.3
398	Rangamati RWH	Barkal	40,800	5,395	7.6	31,875	3,335	9.6	64	4	16.0	3,645	434	8.4	0	0	0.0
399	Rangamati RWH	Belai Chhari	38,500	2,553	15.1	19,815	2,589	7.7	34	3	11.3	351	140	2.5	0	5	0.0
400	Rangamati RWH	Jurai Chhari	22,500	2,416	9.3	23,115	2,053	11.3	34	3	11.3	1,435	150	9.6	0	0	0.0

SL	Warehouse Name	Upazila Name	Condom			Shukhi			IUD			Injectables			Implant		
			CBL	AMD	MOS	CBL	AMD	MOS	CBL	AMD	MOS	CBL	AMD	MOS	CBL	AMD	MOS
401	Rangamati RWH	Kaptai	22,600	4,927	4.6	15,720	2,630	6.0	50	2	25.0	1,351	418	3.2	14	38	0.4
402	Rangamati RWH	Kawkhali (betbunia)	52,100	5,592	9.3	20,475	3,266	6.3	179	10	17.9	3,285	556	5.9	40	19	2.1
403	Rangamati RWH	Langadu	52,500	11,360	4.6	31,875	5,234	6.1	249	8	31.1	4,331	387	11.2	121	27	4.5
404	Rangamati RWH	Naniarchar	12,300	6,658	1.8	9,642	4,756	2.0	52	2	26.0	863	218	4.0	15	16	0.9
405	Rangamati RWH	Rajasthali	17,700	1,863	9.5	3,780	1,435	2.6	65	1	65.0	392	114	3.4	44	20	2.2
406	Rangamati RWH	Rangamati Sadar	77,600	11,314	6.9	44,475	7,294	6.1	327	45	7.3	2,999	680	4.4	254	70	3.6
407	Rangpur RWH	Aditmari	46,800	16,994	2.8	32,144	14,447	2.2	203	84	2.4	6,011	2,938	2.0	0	176	0.0
408	Rangpur RWH	Badarganj	154,700	15,826	9.8	372,390	34,666	10.7	60	45	1.3	5,095	3,127	1.6	0	84	0.0
409	Rangpur RWH	Bhurungamari	43,900	28,117	1.6	214,825	24,700	8.7	106	14	7.6	6,117	3,510	1.7	0	52	0.0
410	Rangpur RWH	Chilmari	24,900	10,046	2.5	128,325	15,530	8.3	83	27	3.1	1,767	1,123	1.6	0	62	0.0
411	Rangpur RWH	Dimla	18,600	7,370	2.5	75,015	23,336	3.2	98	23	4.3	6,456	2,920	2.2	448	52	8.6
412	Rangpur RWH	Domar	27,800	10,244	2.7	361,865	18,558	19.5	112	21	5.3	6,751	2,653	2.5	0	83	0.0
413	Rangpur RWH	Fulchhari	59,200	20,667	2.9	35,145	12,043	2.9	128	36	3.6	5,721	2,856	2.0	0	43	0.0
414	Rangpur RWH	Gaibandha Sadar	43,500	24,605	1.8	63,240	32,344	2.0	299	118	2.5	11,341	5,642	2.0	0	354	0.0
415	Rangpur RWH	Gangachara	119,000	12,367	9.6	301,020	20,125	15.0	133	37	3.6	8,375	4,390	1.9	0	163	0.0
416	Rangpur RWH	Gobindaganj	91,199	50,993	1.8	371,005	39,804	9.3	161	44	3.7	8,337	4,169	2.0	0	114	0.0
417	Rangpur RWH	Hatibandha	32,300	13,925	2.3	104,775	17,608	6.0	143	43	3.3	5,707	2,726	2.1	0	163	0.0
418	Rangpur RWH	Jaldhaka	36,200	15,433	2.3	232,665	26,503	8.8	100	35	2.9	7,951	4,116	1.9	100	74	1.4
419	Rangpur RWH	Kaliganj	24,600	8,932	2.8	106,650	16,607	6.4	155	59	2.6	4,362	2,237	1.9	0	112	0.0
420	Rangpur RWH	Kaunia	31,100	13,362	2.3	28,320	13,235	2.1	90	32	2.8	5,183	2,810	1.8	0	124	0.0
421	Rangpur RWH	Kishoreganj	26,300	5,294	5.0	36,585	18,934	1.9	135	33	4.1	4,110	1,839	2.2	0	98	0.0
422	Rangpur RWH	Kurigram Sadar	32,200	16,413	2.0	47,308	24,542	1.9	93	60	1.6	8,775	4,238	2.1	0	96	0.0
423	Rangpur RWH	Lalmonirhat Sadar	31,400	17,559	1.8	39,430	18,022	2.2	110	32	3.4	9,651	4,615	2.1	0	119	0.0
424	Rangpur RWH	Mitha Pukur	63,900	28,701	2.2	73,710	35,560	2.1	111	24	4.6	9,295	4,352	2.1	0	114	0.0
425	Rangpur RWH	Nageshwari	48,600	19,915	2.4	155,888	52,545	3.0	103	32	3.2	11,756	5,690	2.1	0	71	0.0

SL	Warehouse Name	Upazila Name	Condom			Shukhi			IUD			Injectables			Implant		
			CBL	AMD	MOS	CBL	AMD	MOS	CBL	AMD	MOS	CBL	AMD	MOS	CBL	AMD	MOS
426	Rangpur RWH	Nilphamari Sadar	42,000	15,953	2.6	77,250	37,096	2.1	210	71	3.0	9,513	4,348	2.2	0	104	0.0
427	Rangpur RWH	Palashbari	24,400	10,413	2.3	41,010	19,616	2.1	87	33	2.6	5,389	2,773	1.9	0	83	0.0
428	Rangpur RWH	Patgram	27,200	7,708	3.5	104,340	14,648	7.1	72	28	2.6	4,843	1,912	2.5	64	39	1.6
429	Rangpur RWH	Phulbari	26,400	5,638	4.7	77,475	17,083	4.5	143	67	2.1	6,373	3,024	2.1	0	62	0.0
430	Rangpur RWH	Pirgachha	49,300	21,877	2.3	55,385	26,705	2.1	272	93	2.9	8,950	4,301	2.1	0	71	0.0
431	Rangpur RWH	Pirganj	161,700	31,327	5.2	90,000	38,067	2.4	195	83	2.3	8,344	4,560	1.8	0	118	0.0
432	Rangpur RWH	Rajarhat	35,400	17,416	2.0	33,585	18,805	1.8	153	49	3.1	7,091	3,378	2.1	0	65	0.0
433	Rangpur RWH	Rangpur Sadar	65,700	43,441	1.5	65,020	41,272	1.6	271	121	2.2	13,400	6,252	2.1	0	293	0.0
434	Rangpur RWH	Sadullapur	79,900	36,223	2.2	182,990	25,224	7.3	187	73	2.6	8,292	4,176	2.0	0	108	0.0
435	Rangpur RWH	Saghata	20,600	10,575	1.9	45,060	21,805	2.1	96	58	1.7	4,100	1,522	2.7	0	43	0.0
436	Rangpur RWH	Saidpur	69,800	34,185	2.0	33,630	16,905	2.0	124	25	5.0	4,673	2,201	2.1	0	51	0.0
437	Rangpur RWH	Sundarganj	92,000	42,555	2.2	93,361	44,695	2.1	428	203	2.1	12,169	6,782	1.8	288	297	1.0
438	Rangpur RWH	Taraganj	26,600	9,024	2.9	22,417	11,236	2.0	47	15	3.1	3,030	1,339	2.3	0	91	0.0
439	Rangpur RWH	Ulipur	42,800	23,112	1.9	86,805	44,345	2.0	100	54	1.9	9,155	4,971	1.8	144	94	1.5
440	Sylhet RWH	Ajmiriganj	19,100	4,408	4.3	9,060	6,306	1.4	173	22	7.9	1,454	311	4.7	200	10	20.0
441	Sylhet RWH	Bahubal	34,900	10,620	3.3	8,957	7,969	1.1	189	8	23.6	1,726	602	2.9	0	32	0.0
442	Sylhet RWH	Balaganj	84,300	44,403	1.9	17,415	13,677	1.3	159	16	9.9	3,857	2,387	1.6	0	43	0.0
443	Sylhet RWH	Baniachong	54,900	15,696	3.5	13,270	13,370	1.0	174	2	87.0	5,968	865	6.9	76	40	1.9
444	Sylhet RWH	Barlekha	30,100	12,636	2.4	19,410	9,555	2.0	183	22	8.3	3,260	743	4.4	100	42	2.4
445	Sylhet RWH	Beani Bazar	81,762	24,281	3.4	13,558	7,621	1.8	220	29	7.6	5,672	794	7.1	299	32	9.3
446	Sylhet RWH	Bishwambarpur	26,000	6,105	4.3	30,215	6,906	4.4	117	10	11.7	1,398	435	3.2	232	19	12.2
447	Sylhet RWH	Bishwanath	17,500	10,821	1.6	17,130	4,489	3.8	52	24	2.2	1,194	492	2.4	64	35	1.8
448	Sylhet RWH	Chhatak	58,800	20,640	2.8	32,170	12,225	2.6	221	74	3.0	3,169	670	4.7	250	25	10.0
449	Sylhet RWH	Chunarughat	37,150	10,876	3.4	0	18,372	0.0	170	12	14.2	3,788	1,432	2.6	208	22	9.5
450	Sylhet RWH	Companiganj	54,100	18,028	3.0	22,365	8,224	2.7	122	6	20.3	3,782	1,580	2.4	20	22	0.9

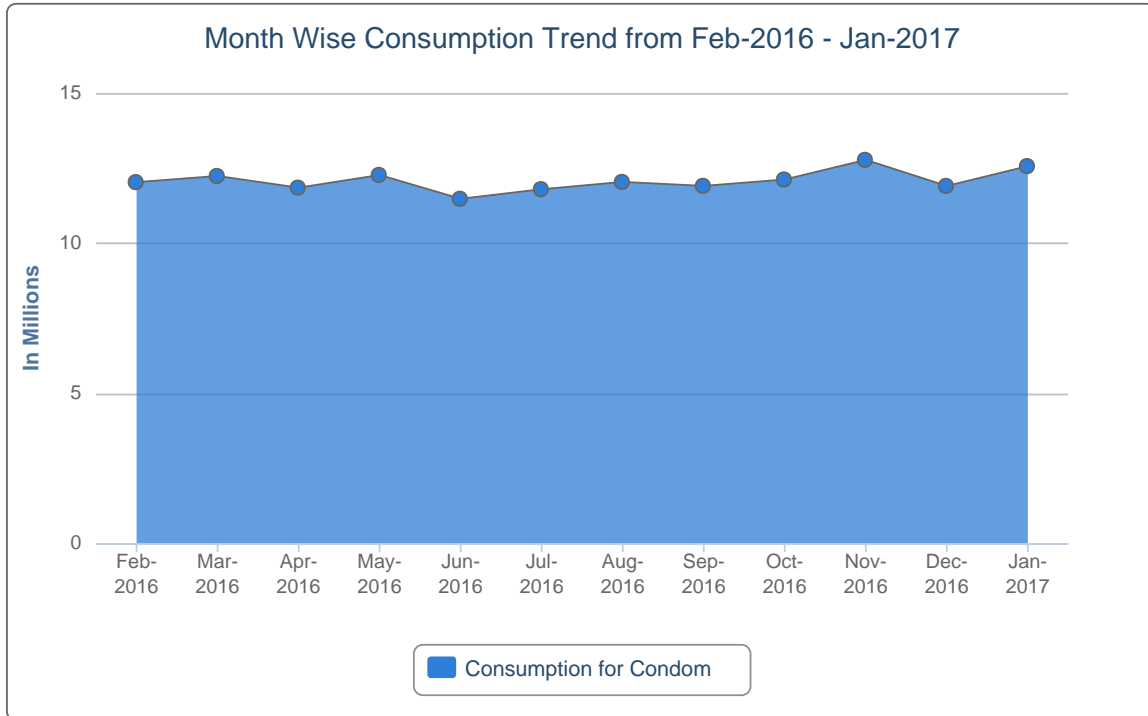
SL	Warehouse Name	Upazila Name	Condom			Shukhi			IUD			Injectables			Implant		
			CBL	AMD	MOS	CBL	AMD	MOS	CBL	AMD	MOS	CBL	AMD	MOS	CBL	AMD	MOS
451	Sylhet RWH	Dakshin Sunamganj	49,100	12,075	4.1	22,605	7,289	3.1	201	8	25.1	2,123	741	2.9	220	30	7.3
452	Sylhet RWH	Dakshin Surma	96,100	46,246	2.1	26,625	13,757	1.9	135	12	11.3	2,745	1,442	1.9	100	10	10.0
453	Sylhet RWH	Derai	101,600	35,478	2.9	26,772	14,320	1.9	300	37	8.1	3,847	1,120	3.4	324	61	5.3
454	Sylhet RWH	Dowarabazar	36,700	14,874	2.5	23,652	13,112	1.8	102	20	5.1	2,621	1,281	2.0	0	31	0.0
455	Sylhet RWH	Fenchuganj	19,800	9,158	2.2	9,480	3,861	2.5	96	17	5.6	997	369	2.7	25	18	1.4
456	Sylhet RWH	Golapganj	78,800	39,366	2.0	29,670	10,049	3.0	110	32	3.4	6,750	778	8.7	100	81	1.2
457	Sylhet RWH	Gowainghat	69,800	26,503	2.6	18,315	11,179	1.6	183	24	7.6	6,080	2,778	2.2	4	37	0.1
458	Sylhet RWH	Habiganj Sadar	49,100	21,138	2.3	24,575	15,417	1.6	171	42	4.1	4,709	1,703	2.8	200	35	5.7
459	Sylhet RWH	Jagannathpur	43,800	17,274	2.5	18,405	8,472	2.2	118	21	5.6	1,603	427	3.8	28	63	0.4
460	Sylhet RWH	Jaintiapur	49,069	22,431	2.2	32,883	7,446	4.4	193	12	16.1	4,479	2,078	2.2	100	45	2.2
461	Sylhet RWH	Jamalganj	48,460	15,834	3.1	34,695	11,631	3.0	154	3	51.3	2,543	1,307	1.9	200	33	6.1
462	Sylhet RWH	Juri	28,000	8,885	3.2	7,745	6,020	1.3	115	20	5.8	1,880	517	3.6	64	28	2.3
463	Sylhet RWH	Kamalganj	42,400	18,152	2.3	8,085	18,037	0.4	280	39	7.2	3,940	1,569	2.5	100	37	2.7
464	Sylhet RWH	Kanaighat	94,800	41,875	2.3	22,371	13,646	1.6	182	18	10.1	4,957	2,478	2.0	150	36	4.2
465	Sylhet RWH	Kulaura	39,000	13,762	2.8	22,478	12,829	1.8	245	11	22.3	5,600	2,968	1.9	100	49	2.0
466	Sylhet RWH	Lakhai	22,700	7,360	3.1	8,655	8,177	1.1	104	3	34.7	1,503	414	3.6	119	31	3.8
467	Sylhet RWH	Madhabpur	55,600	19,492	2.9	20,640	19,235	1.1	168	16	10.5	3,029	1,045	2.9	156	69	2.3
468	Sylhet RWH	Maulvibazar Sadar	41,600	13,761	3.0	18,835	11,871	1.6	248	43	5.8	3,775	1,333	2.8	100	61	1.6
469	Sylhet RWH	Nabiganj	67,000	9,548	7.0	27,000	13,781	2.0	220	24	9.2	3,600	895	4.0	128	35	3.7
470	Sylhet RWH	Rajnagar	22,280	11,400	2.0	16,600	10,291	1.6	183	31	5.9	5,000	1,521	3.3	300	46	6.5
471	Sylhet RWH	Sreemangal	53,600	21,579	2.5	29,010	16,821	1.7	170	26	6.5	4,526	1,799	2.5	164	60	2.7
472	Sylhet RWH	Sulla	75,600	12,500	6.0	53,950	5,875	9.2	123	7	17.6	2,032	484	4.2	150	27	5.6
473	Sylhet RWH	Sunamganj Sadar	54,700	20,017	2.7	22,440	10,388	2.2	121	45	2.7	3,938	1,561	2.5	16	70	0.2
474	Sylhet RWH	Sylhet Sadar	164,900	96,506	1.7	2,015	54,297	0.0	329	232	1.4	17,585	10,457	1.7	114	282	0.4
475	Sylhet RWH	Tahirpur	47,300	20,286	2.3	24,090	13,905	1.7	224	9	24.9	1,228	492	2.5	289	84	3.4

SL	Warehouse Name	Upazila Name	Condom			Shukhi			IUD			Injectables			Implant		
			CBL	AMD	MOS	CBL	AMD	MOS	CBL	AMD	MOS	CBL	AMD	MOS	CBL	AMD	MOS
476	Sylhet RWH	Zakiganj	137,660	46,261	3.0	55,536	10,536	5.3	219	8	27.4	7,525	1,525	4.9	100	50	2.0
477	Tangail RWH	Basail	98,660	34,881	2.8	364,432	12,381	29.4	200	29	6.9	7,061	1,424	5.0	196	101	1.9
478	Tangail RWH	Bhuapur	145,500	33,501	4.3	210,918	21,851	9.7	153	42	3.6	4,825	1,868	2.6	72	99	0.7
479	Tangail RWH	Chauhali	15,200	16,846	0.9	28,240	10,127	2.8	179	36	5.0	6,455	1,272	5.1	132	32	4.1
480	Tangail RWH	Delduar	210,500	43,059	4.9	227,355	20,245	11.2	104	47	2.2	3,890	1,255	3.1	32	54	0.6
481	Tangail RWH	Ghatail	73,300	66,526	1.1	142,380	44,594	3.2	114	38	3.0	3,500	3,936	0.9	0	75	0.0
482	Tangail RWH	Gopalpur	311,000	23,608	13.2	267,075	18,390	14.5	35	49	0.7	4,056	2,081	1.9	144	48	3.0
483	Tangail RWH	Kalihati	129,700	61,704	2.1	165,870	53,117	3.1	200	83	2.4	17,350	7,557	2.3	72	116	0.6
484	Tangail RWH	Madhupur	127,200	32,642	3.9	142,800	40,878	3.5	62	24	2.6	6,929	3,616	1.9	144	77	1.9
485	Tangail RWH	Mirzapur	39,400	35,137	1.1	44,355	32,581	1.4	39	67	0.6	4,088	1,074	3.8	216	51	4.2
486	Tangail RWH	Nagarpur	69,700	31,226	2.2	47,735	26,412	1.8	109	72	1.5	3,732	2,437	1.5	208	74	2.8
487	Tangail RWH	Sakhipur	69,600	28,438	2.4	53,733	26,962	2.0	151	35	4.3	4,182	974	4.3	192	45	4.3
488	Tangail RWH	Tangail Sadar	123,600	63,393	1.9	92,070	28,829	3.2	145	83	1.7	4,035	3,651	1.1	72	298	0.2

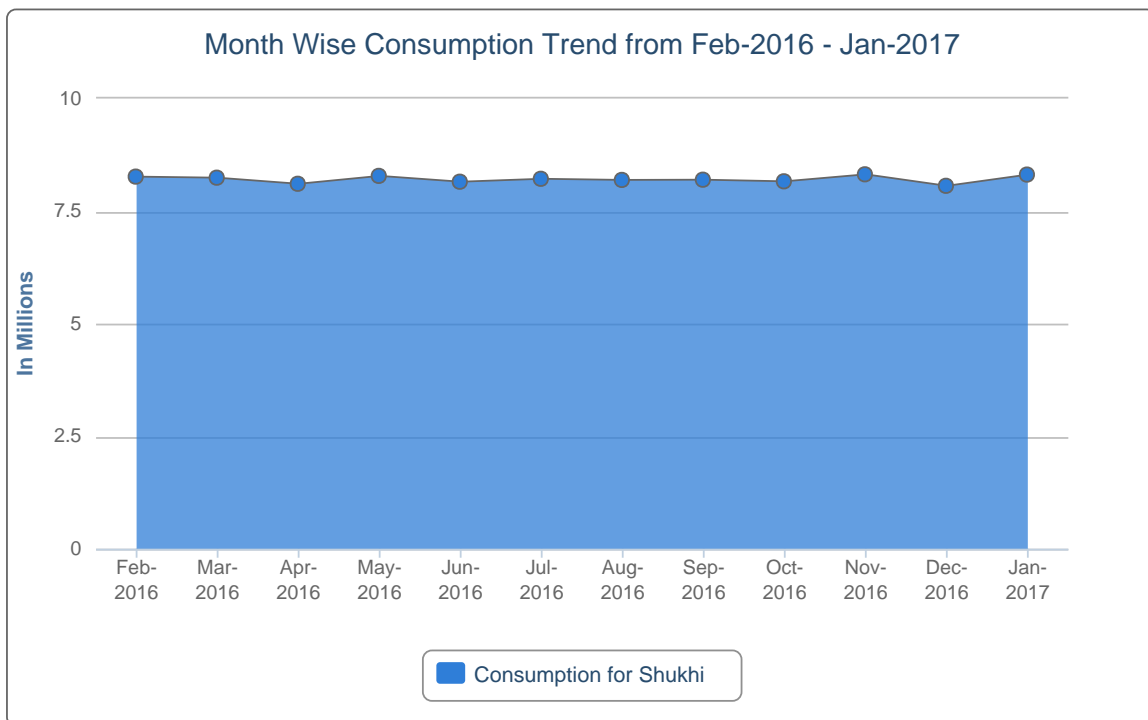


## 7. Month-wise Consumption Trend

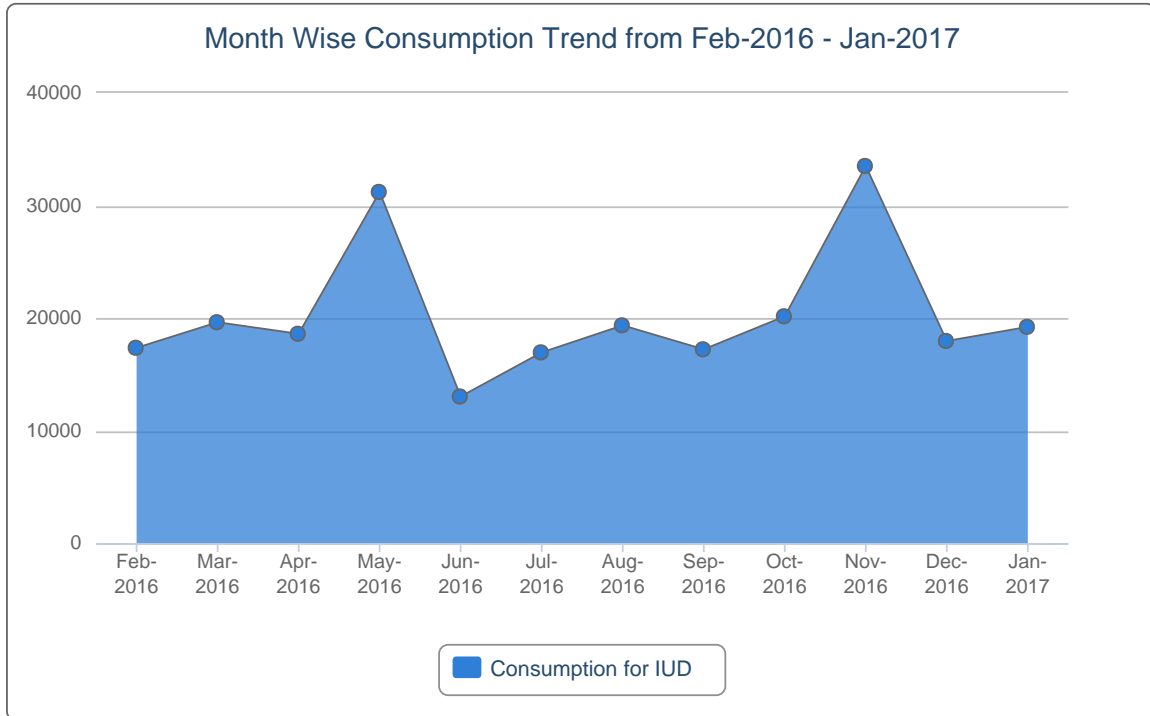
7(a).



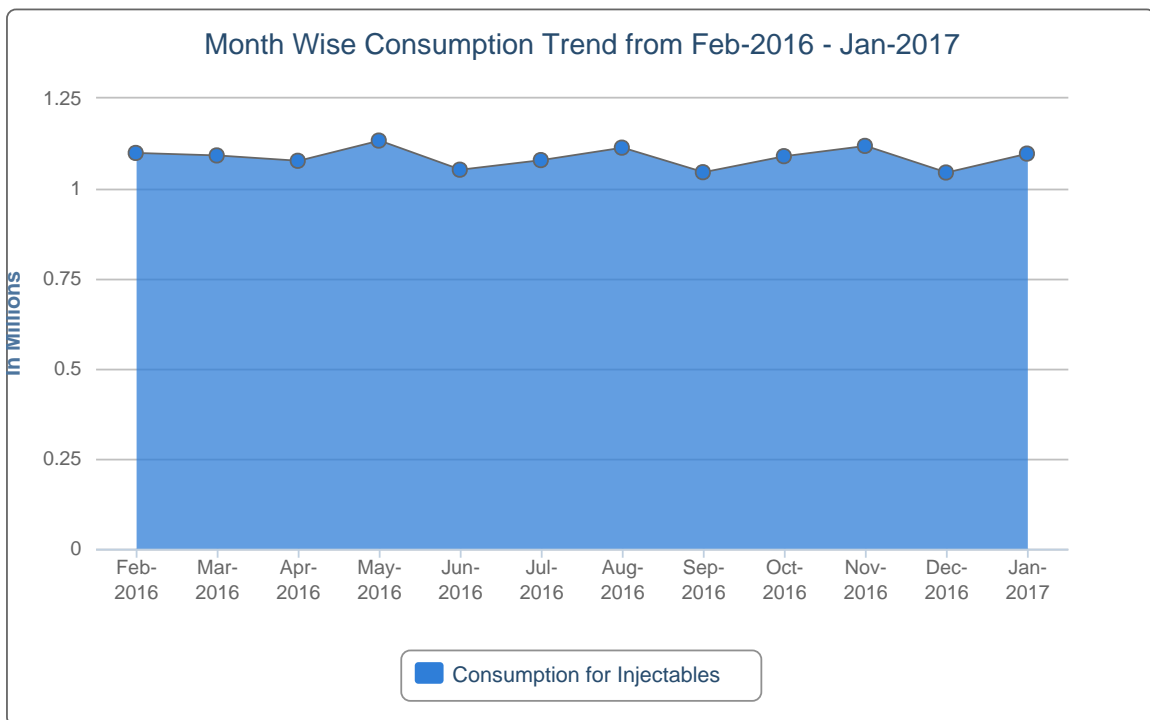
7(b).



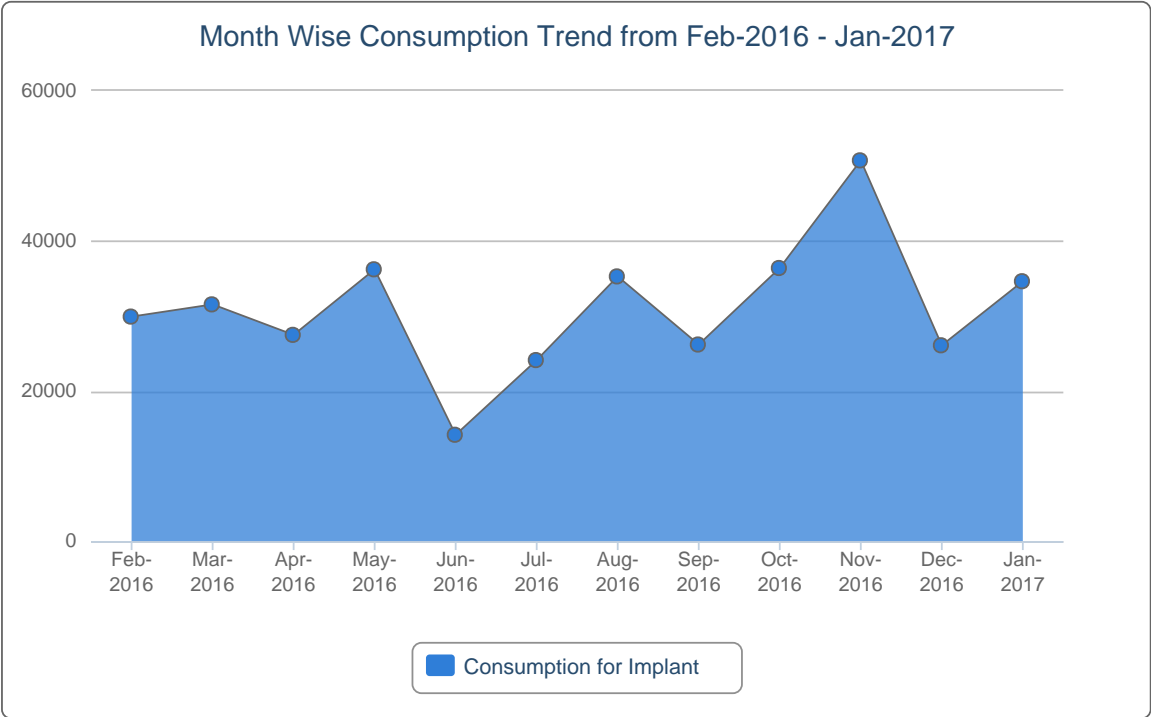
7(c).



7(d).



7(e).



## 8. Report on Upazila and Warehouse Having Stock Out in last month

SL	Products Name	No of Stockout WH	% of Stockout WH	No of Stockout Upazila Store	% of Stockout Upazila Store	No of Stockout Upazila Field	% of Stockout Upazila Field
1	Condom	0	0%	1	0%	0	0%
2	Shukhi	0	0%	1	0%	0	0%
3	IUD	0	0%	2	0%	0	0%
4	Injectables	0	0%	0	0%	0	0%
5	Implant (Total)	0	0%	-	-	4	1%

### List of Stock Out Warehouses

SL	Commodity	Warehouse	Phone
No StockOut in Warehouse			

### List of StockOut Upazilas

SL	Commodity	Warehouse	District	Upazila	Phone
1	Condom	Dhaka CWH	Gazipur	Kaliganj, Gazipur	01970-107020
2	Shukhi	Sylhet RWH	Habiganj	Chunarughat, Habiganj	01559622197
3	IUD	Bogra RWH	Bogra	Sonatola, Bogra	01718784460
4	IUD	Bogra RWH	Naogaon	Raninagar, Naogaon	01711269211
5	Implant (Total)	Bogra RWH	Dinajpur	Ghoraghat, Dinajpur	01723212799
6	Implant (Total)	Rangamati RWH	Rangamati	Barkal, Rangamati	01852600668
7	Implant (Total)	Rangamati RWH	Rangamati	Belai Chhari, Rangamati	01553130924
8	Implant (Total)	Rangamati RWH	Rangamati	Jurai Chhari, Rangamati	01553634453



*This report is generated with the financial support of USAID and the technical assistance from Systems for Improved Access to Pharmaceuticals and Services (SIAPS), implemented by Management Sciences for Health-MSH.*

*If you need more information, please visit at <http://www.dgfplmis.org>*